

Date: 04 March 2026

التاريخ: 04 مارس 2026

To: Issuers and Development Services Department  
Bursa Kuwait

السادة/ إدارة خدمات وتطوير الإصدار المحترمين  
بورصة الكويت  
تحية طيبة وبعد،،،

Dear Sirs,

**Subject: FY2025 Annual Analysts Conference Meeting**

**الموضوع: اجتماع مؤتمر المحللين السنوي للعام 2025**

In reference to the above, and in line with Bursa Kuwait Securities Company's interest in adhering to Article (7-8-1/3) of the Bursa Kuwait Rulebook regarding the Listed Companies Obligations (Analysts Conference), attached is the "Disclosure of Material Information" Form.

بالإشارة إلى الموضوع أعلاه، وحرصاً من شركة بورصة الكويت للأوراق المالية (ش.م.ك) عامة (بورصة الكويت) على الالتزام بمتطلبات المادة (7-8-1/3) من كتاب قواعد البورصة بشأن التزامات الشركات المدرجة (الإفصاح عن مؤتمر المحللين)، نرفق لكم نموذج "الإفصاح عن المعلومات الجوهرية".

Sincerely Yours,

وتفضلوا بقبول فائق الاحترام والتقدير،،،

Mohammed Naim Azad Din  
Chief Financial Officer

*Enfaith*

محمد نعيم أزاددين  
رئيس قطاع الشؤون المالية



**نموذج الإفصاح عن المعلومات الجوهرية**  
**Disclosure of Material Information Form**

Date	Name of the Listed Company	اسم الشركة المدرجة	التاريخ
04 March 2026	Boursa Kuwait Securities Company (K.P.S.C.)	شركة بورصة الكويت للأوراق المالية (ش.م.ك.) عامة	04 مارس 2026
<b>Material Information</b>		<b>المعلومة الجوهرية</b>	
<b>Disclosure of the FY2025 Annual Analysts Conference</b>		<b>إفصاح البورصة عن اجتماع مؤتمر المحللين السنوي للعام 2025</b>	
<p>1. FY2025 Annual Boursa Kuwait Analysts / Investors Conference was conducted via a live broadcast on the internet on Wednesday 04/03/2026 at 2:00 pm (according to local time). There was no new material information discussed during the conference.</p> <p>2. Attached is the Analysts Conference Presentation.</p> <p>3. Boursa Kuwait shall disclose the minutes of the Analysts/ Investors Conference within 3 working days post the date of the conference.</p>		<p>1. عقدت بورصة الكويت مؤتمر المحللين / المستثمرين السنوي للعام 2025 عن طريق بث مباشر على شبكة الإنترنت في تمام الساعة 2 من بعد ظهر يوم الأربعاء الموافق 2026/03/04 (وفق التوقيت المحلي)، حيث لم يتم الإفصاح عن أي معلومات جوهرية جديدة خلال المؤتمر.</p> <p>2. مرفق العرض التقديمي لمؤتمر المحللين.</p> <p>3. سوف تقوم بورصة الكويت بالإفصاح عن محضر المؤتمر خلال 3 أيام عمل من تاريخ المؤتمر.</p>	
<b>Significant Effect of the material information on the financial position of the company</b>		<b>أثر المعلومة الجوهرية على المركز المالي للشركة</b>	
No Significant Effect of the material information on the financial position of the company.		لا يوجد أثر للمعلومة الجوهرية على المركز المالي للشركة.	

Significant Effect on the financial position shall be mentioned if the material information can measure that effect, excluding the financial effect resulting from tenders or similar contracts.

If a Listed Company, which is a member of a Group, disclosed some material information related to it and has Significant Effect on other listed companies' which are members of the same Group, the other companies' disclosure obligations are limited to disclosing the information and the financial effect occurring to that company itself.

يتم ذكر الأثر على المركز المالي في حال كانت المعلومة الجوهرية قابلة لقياس ذلك الأثر، ويستثنى الأثر المالي الناتج عن المناقصات والممارسات وما يشبهها من عقود.

إذا قامت شركة مدرجة من ضمن مجموعة بالإفصاح عن معلومة جوهرية تخصها ولها انعكاس مؤثر على باقي الشركات المدرجة من ضمن المجموعة، فإن واجب الإفصاح على باقي الشركات المدرجة ذات العلاقة يقتصر على ذكر المعلومة والأثر المالي المترتب على تلك الشركة بعينها.

The issuer of this disclosure bears full responsibility for the soundness, accuracy, and completeness of the information contained therein. The issuer acknowledges that it has assumed Care of a Prudent Person to avoid any misleading, false, or incomplete information. The Capital Markets Authority and Boursa Kuwait Securities Exchange shall have no liability whatsoever for the contents of this disclosure. This disclaimer applies to any damages incurred by any Person as a result of the publication of this disclosure, permitting its dissemination through their electronic systems or websites, or its use in any other manner.

يتحمل من أصدر هذا الإفصاح كامل المسؤولية عن صحة المعلومات الواردة فيه ودقتها واكتمالها، ويقربانه بذل عناية الشخص الحريص في تجنب أية معلومات مضللة أو خاطئة أو ناقصة، وذلك دون أدنى مسؤولية على كل من هيئة أسواق المال وبورصة الكويت للأوراق المالية بشأن محتويات هذا الإفصاح، وبما ينفي عنهما المسؤولية عن أية أضرار قد تلحق بأي شخص جراء نشر هذا الإفصاح أو السماح بنشره عن طريق أنظمتها الإلكترونية أو موقعها الإلكتروني، أو نتيجة استخدام هذا الإفصاح بأي طريقة أخرى.



بورصة الكويت  
BOURSA KUWAIT

# Q4 FY 2025 Earnings Briefing

**Naim Azad Din**, Chief Financial Officer  
**Noura Al-Abdulkareem**, Head of Markets Sector

4<sup>th</sup> March 2026

# DISCLAIMER



This presentation is not an offer or an invitation to subscribe to or purchase any securities. Boursa Kuwait Securities Company (K.P.S.C.) does not provide the validity of the information in this presentation to buy or sell any securities. You must make your own independent investigation and appraisal of the business and financial conditions of Boursa Kuwait Securities Company (K.P.S.C.).

Nothing in this presentation shall form the basis of any contract or commitment whatsoever. This presentation is furnished to you solely for your information. You may not reproduce it or redistribute it to any other person.

This presentation may contain forward-looking statements that involve assumptions, risks and uncertainties. These statements may be identified by such words as “may”, “plans”, “expects”, “believes” and similar expressions or by their context. These statements are made on the basis of current knowledge and assumptions. Various factors could cause future results, performance or events to differ materially from those described in these statements. Boursa Kuwait Securities Company (K.P.S.C.) is not obligated to update any forward-looking statements.

By participating in this presentation or by accepting any copy of the slides presented, you agree to be bound by the foregoing limitations.

All figures stated are in KWD unless otherwise stated and may be subject to rounding differences.

# AGENDA



No.	Segments	Slide No.
1	Business Updates	4
2	Financial Highlights and Performance	14
3	Q&A	24



# FINANCIAL YEAR 2025

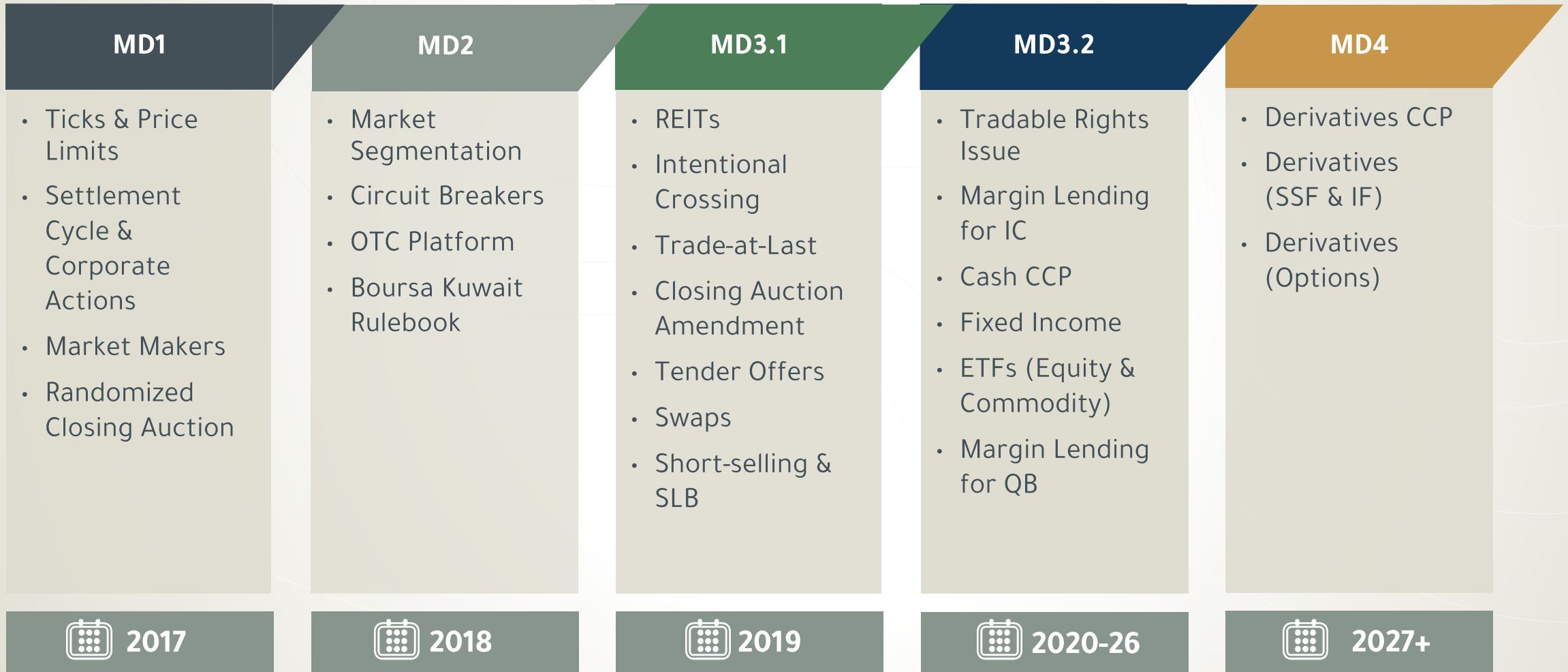
## Business Updates

Noura Al-Abdulkareem, Head of Markets Sector

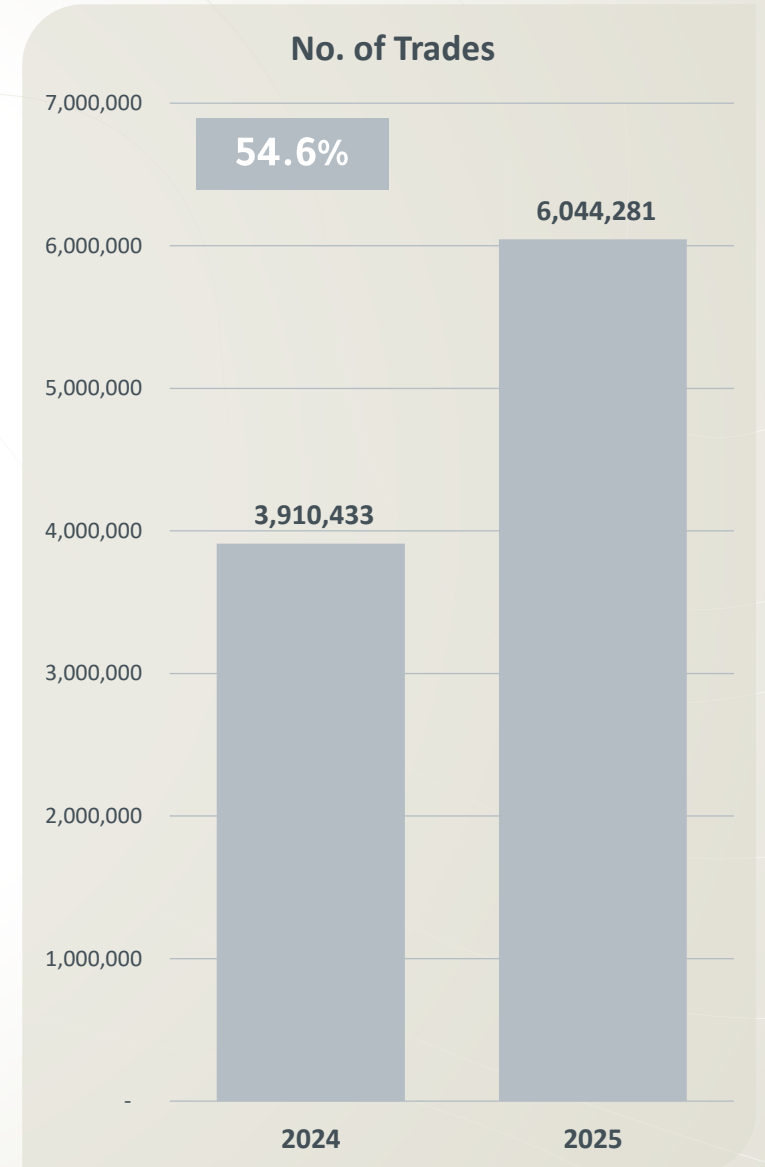
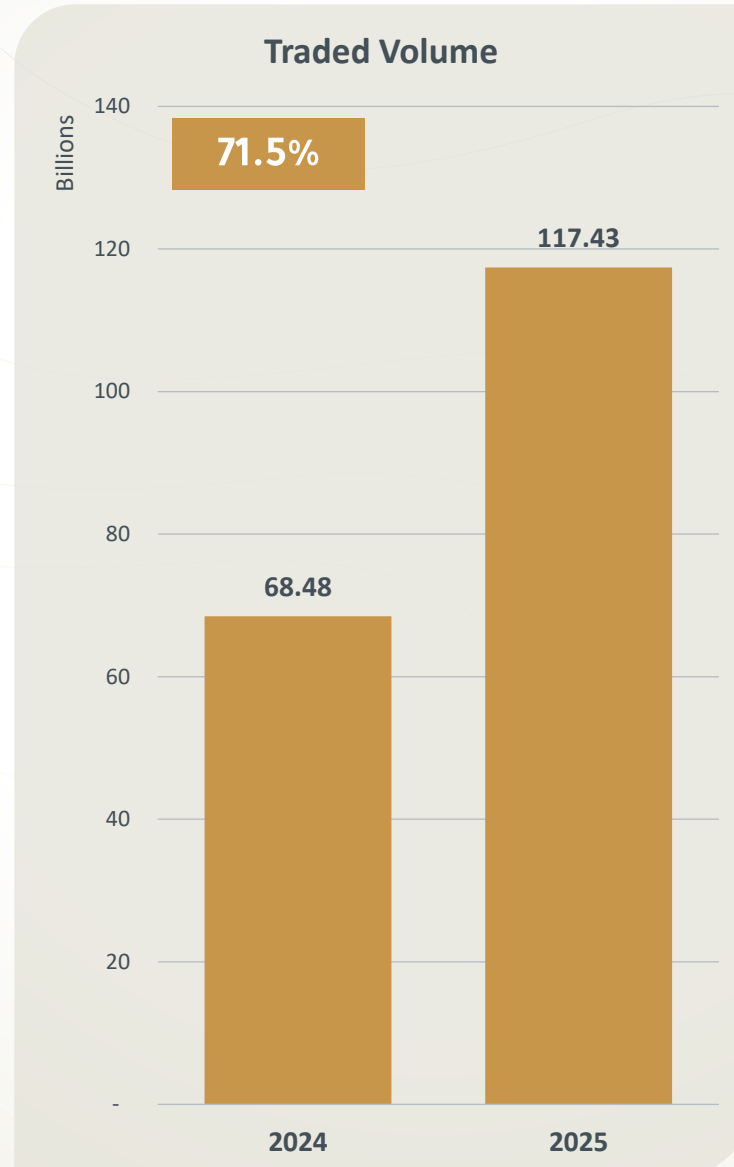
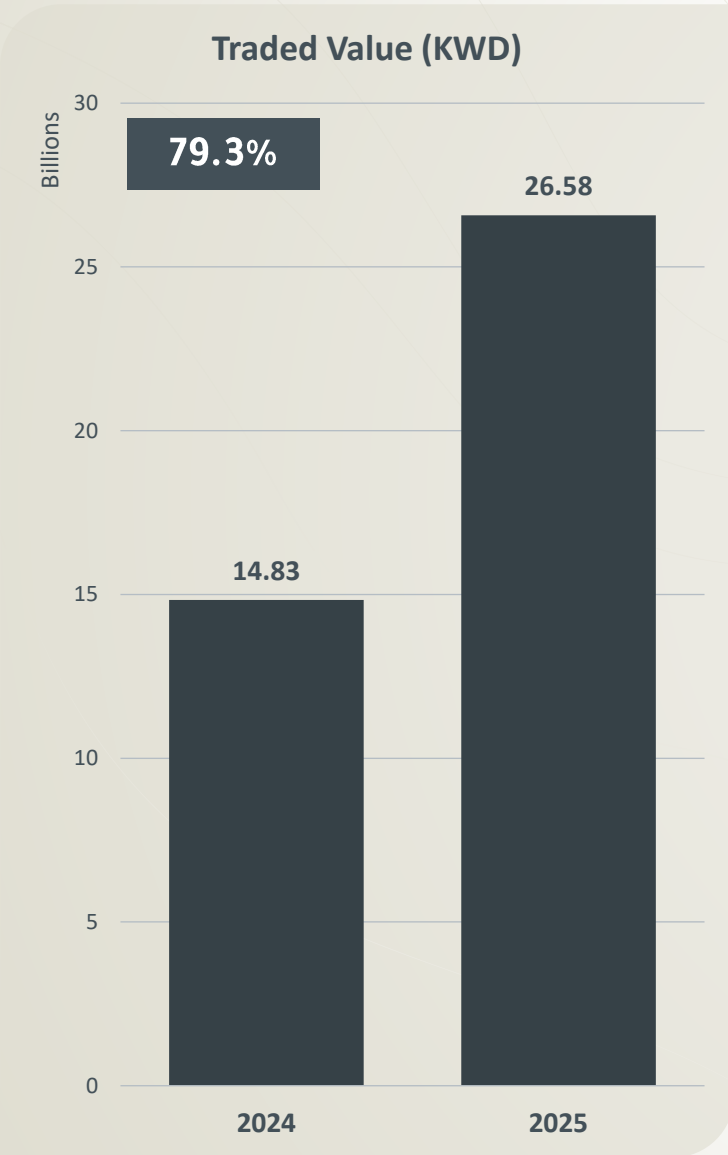
# MARKET DEVELOPMENTS



Diversifying product offerings, increasing accessibility and transparency of our Market while continuing to improve infrastructures.

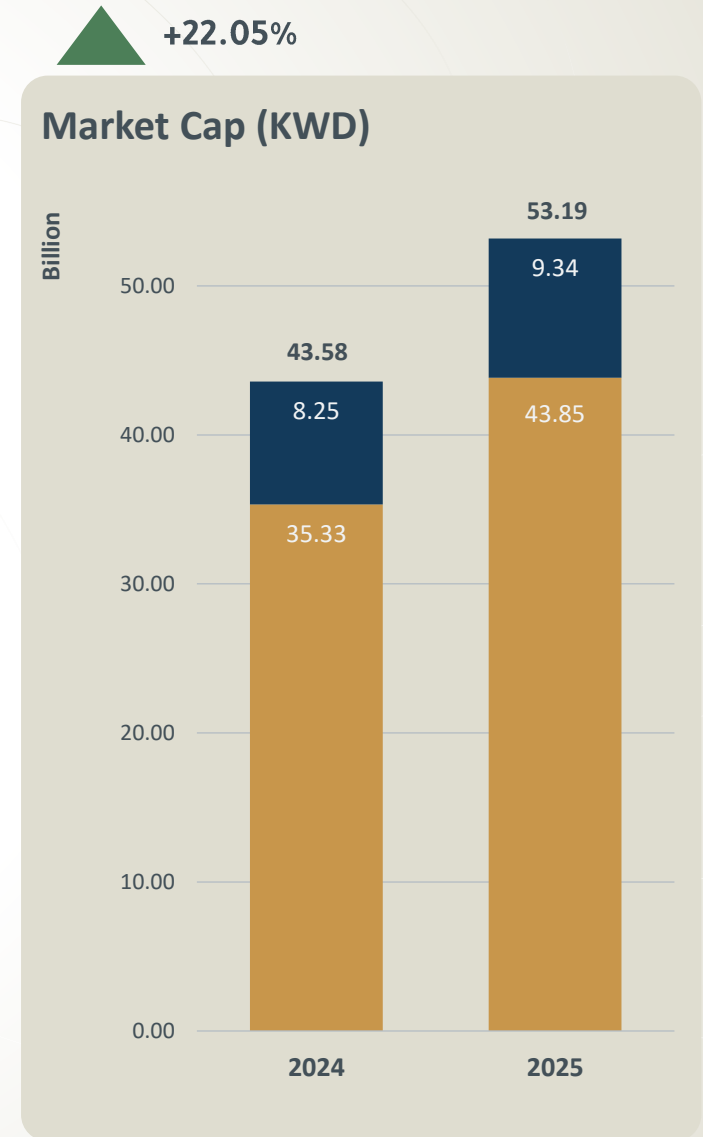
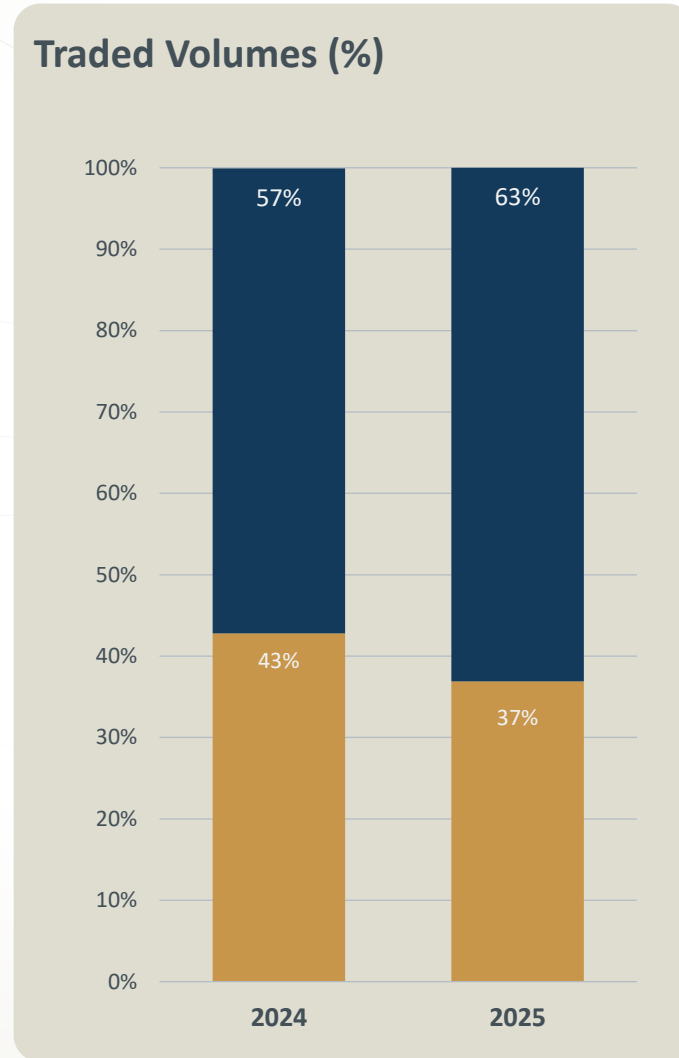
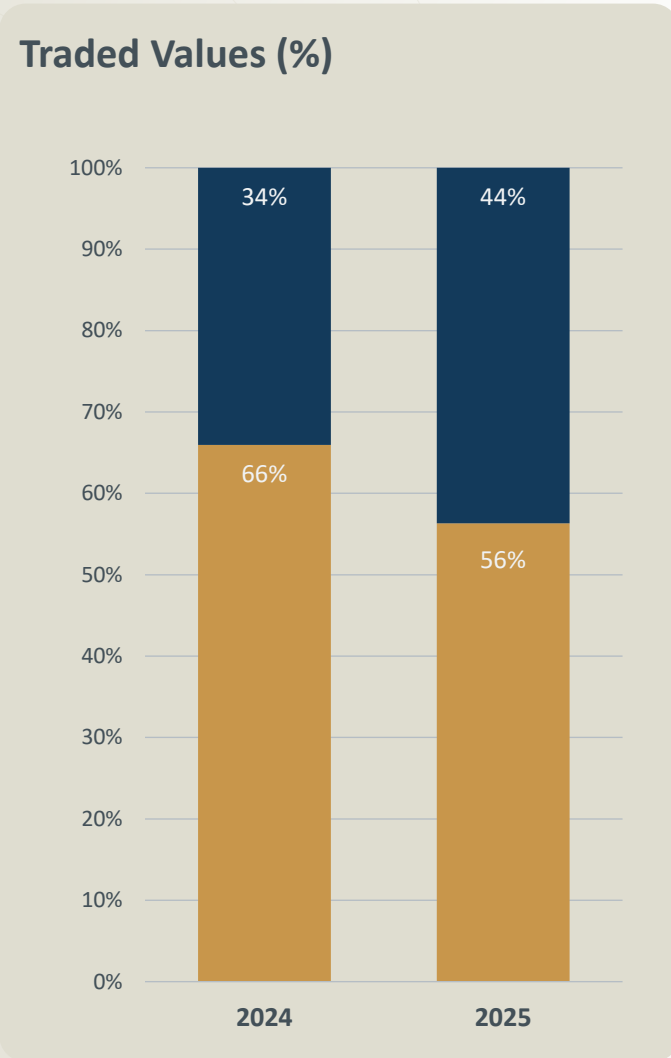


# MARKET PERFORMANCE



All are inclusive of Tradable Rights Issue (TRI)

# MARKET SPLIT (“Premier” vs. “Main”)



PREMIER MAIN

# BOURSA KUWAIT SECTOR DISTRIBUTION

## Performance snapshot



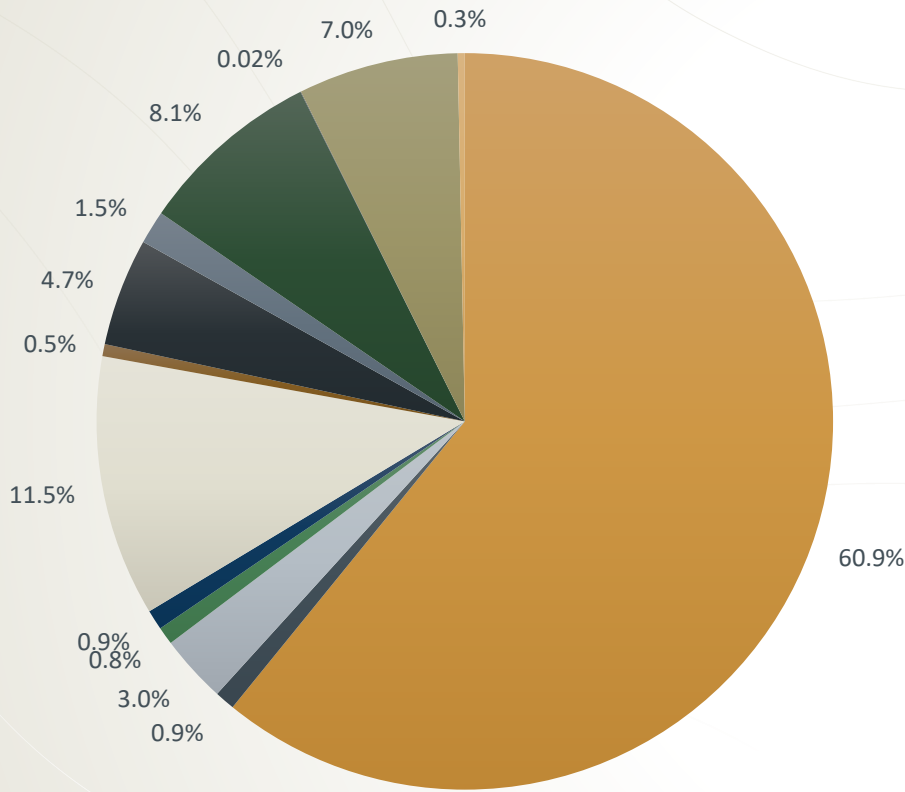
Sector	Listed	% of Listed Co	Market Cap 2025	% of Market Cap	Traded Value	% of Traded Value	Index Close 2024	Index Close 2025	Sectorial Index Performance
Banks	9	6.4%	32,369,928,541	60.9%	7,112,281,264	26.8%	1809.81	2170.06	19.91%
Basic Materials	3	2.1%	469,672,409	0.9%	159,554,242	0.6%	911.25	833.67	-8.51%
Consumer Discretionary	11	7.9%	1,585,815,216	3.0%	2,791,477,967	10.5%	2,122.80	2,383.29	12.27%
Consumer Staples	2	1.4%	411,954,900	0.8%	199,410,346	0.8%	998.68	1359.67	36.15%
Energy	6	4.3%	466,907,051	0.9%	295,395,344	1.1%	1,189.14	1,734.90	45.90%
Financial Services	44	31.4%	6,095,676,958	11.5%	7,933,156,805	29.9%	1,510.57	1,920.54	27.14%
Healthcare	2	1.4%	281,712,578	0.5%	9,111,326	0.03%	458.29	590.92	28.94%
Industrials	20	14.3%	2,516,686,606	4.7%	2,365,733,160	8.9%	723.64	757.64	4.70%
Insurance	8	5.7%	777,398,471	1.5%	146,815,071	0.6%	2,055.24	1,947.93	-5.22%
Real Estate	29	20.7%	4,293,039,513	8.1%	4,722,268,365	17.8%	1,353.12	2,029.32	49.97%
Technology	1	0.7%	13,099,975	0.02%	57,484,243	0.2%	1,040.32	953.02	-8.39%
Telecommunications	4	2.9%	3,741,390,297	7.0%	680,141,361	2.6%	1,017.72	1,225.58	20.42%
Utilities	1	0.7%	163,900,000	0.3%	64,805,641	0.2%	397.37	392.11	-1.32%
	<b>140</b>		<b>53,187,182,515</b>		<b>26,537,635,135</b>				

Excluding TRI and delisted companies

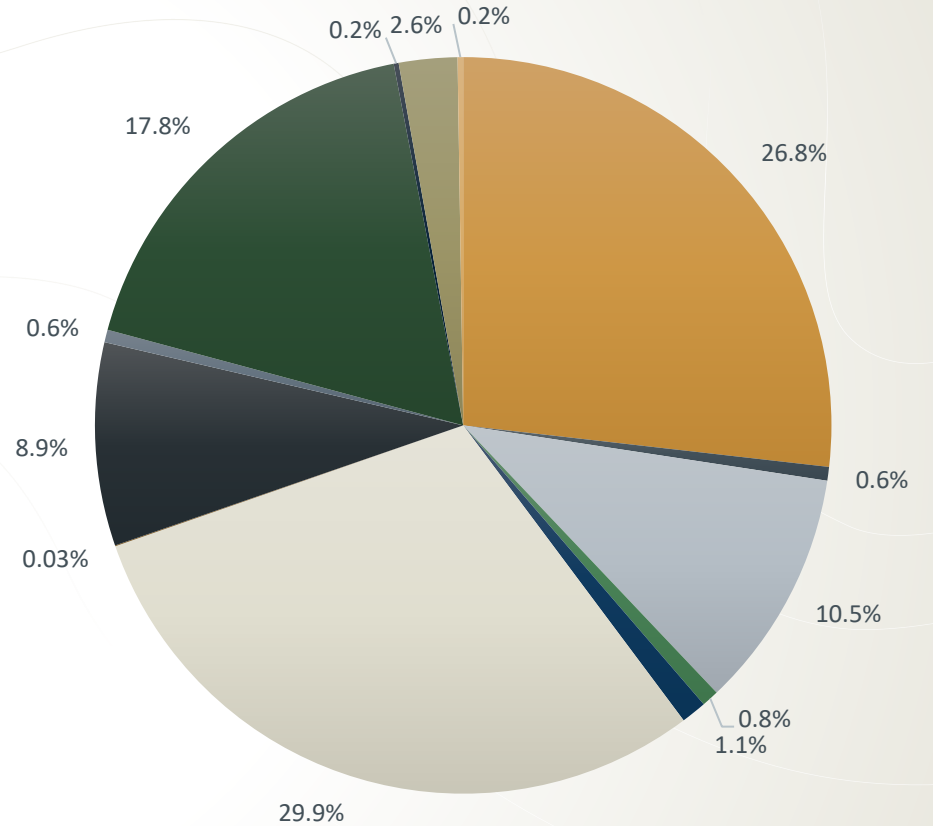
# BOURSA KUWAIT SECTOR DISTRIBUTION (Cont'd)



## Sectors Market Capitalization



## Sectors Traded Value



- Banks
- Consumer Staples
- Healthcare
- Real Estate
- Utilities
- Basic Materials
- Energy
- Industrials
- Technology
- Consumer Discretionary
- Financial Services
- Insurance
- Telecommunications

- Banks
- Consumer Staples
- Healthcare
- Real Estate
- Utilities
- Basic Materials
- Energy
- Industrials
- Technology
- Consumer Discretionary
- Financial Services
- Insurance
- Telecommunications

# BOURSA KUWAIT INDEX PERFORMANCE

## Performance snapshot



# OTHER TRADING ACTIVITIES



## Off-Market Trades

- 17 companies were traded off-market
- 77 transactions
- Value: KWD 167.3 million
- Volume: 370.2 million shares

## Tradable Rights Issue

- 4 listings of Tradable Rights Issue
- 11,974 transactions
- Value: KWD 6.90 million
- Volume: 654.9 million shares
  - *Kuwait Real Estate Co.*
  - *Warba Bank*
  - *Sanam Group*
  - *Mena Real Estate Co.*

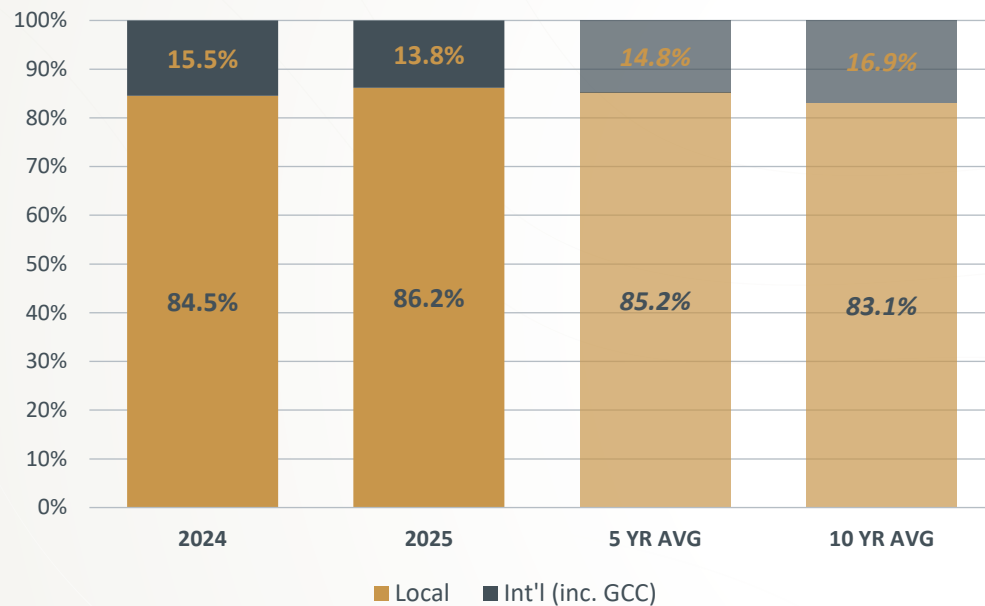
## OTC Market (unlisted securities)

- 231 companies traded on OTC platform
- No of trades: 4,912
- Value of trades: KWD 203.9 million
- Volume of trades: 2.62 billion shares

# INVESTOR TURNOVER

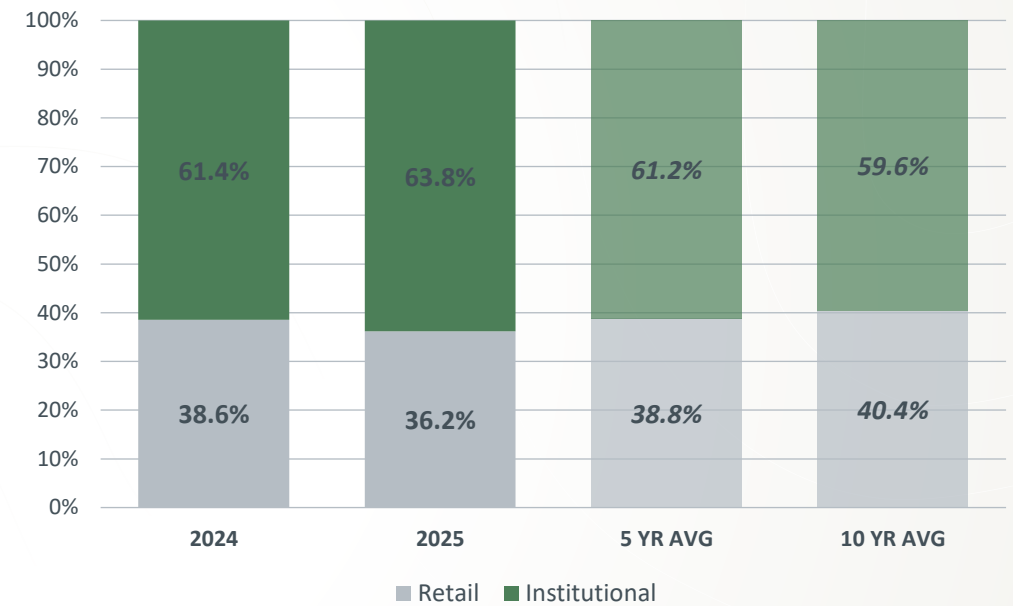


## Breakdown of Value Turnover by Investor Geography



Local Investors +1.7% YoY

## Breakdown of Value Turnover by Investor Type



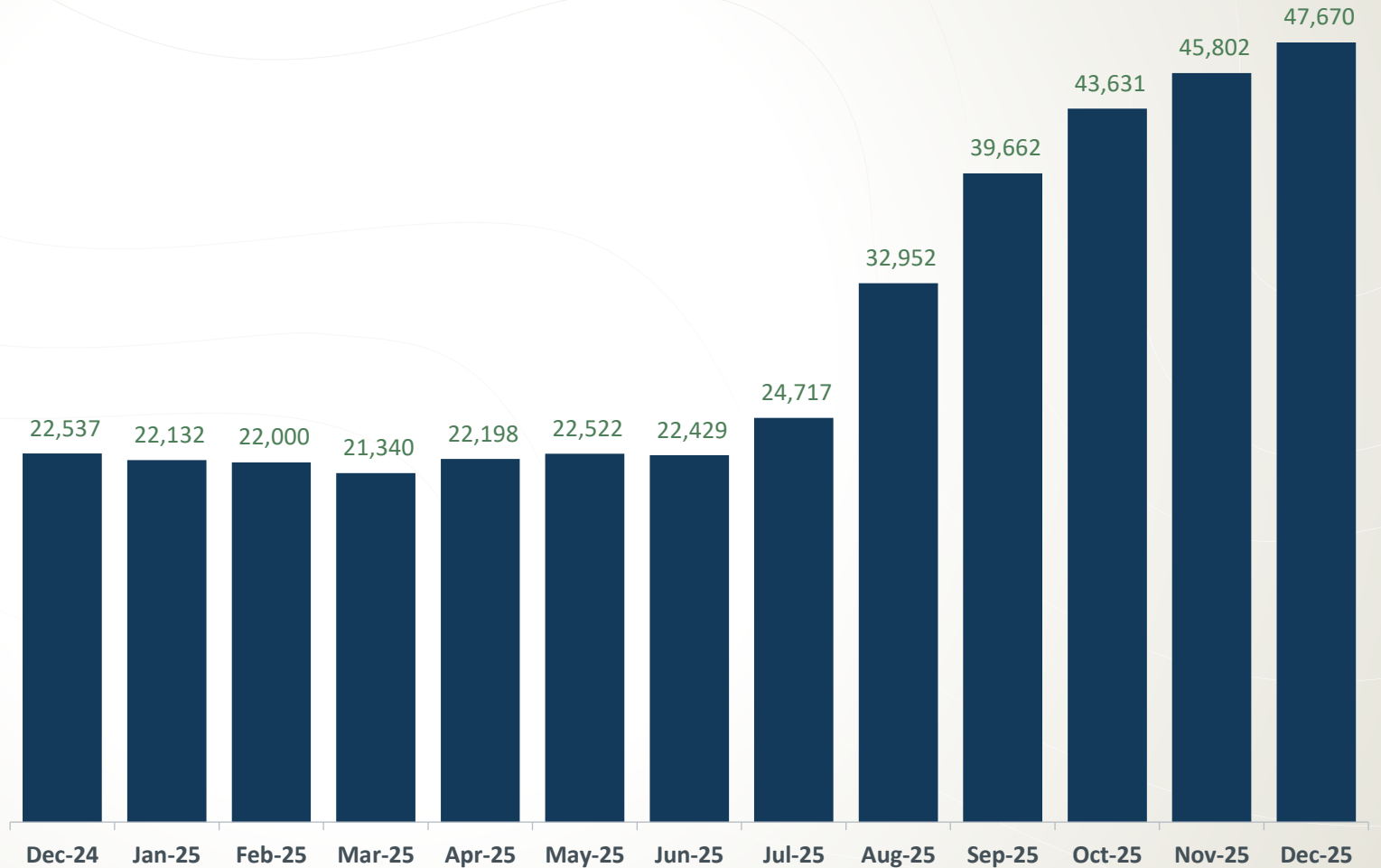
Institutional Investors +2.4% YoY

# ACTIVE ACCOUNTS



# 111.5%

*Active Accounts are those that have executed one trade at least in the last six months*





# FINANCIAL YEAR 2025







## Financial Highlights and Performance

**Naim Azad Din**, Chief Financial Officer

# HIGHLIGHTS ON PERFORMANCE

Resilient performance underpinned by trading growth and efficient operations



OPERATING REVENUES	OPERATING EXPENSES	OPERATING PROFIT	NP ATTRI. TO SHAREHOLDERS OF PARENT
 <p>50,331,563 38.61%</p>	 <p>(15,786,774) 13.46%</p>	 <p>34,544,789 54.23%</p>	 <p>28,181,291 55.01%</p>
VALUE TRADED	COST TO INCOME RATIO	OPERATING PROFIT MARGIN	EPS ATTRI. TO SHAREHOLDERS OF PARENT
 <p>26,580,283,900 79.26%</p>	<p>12M FY2025      31.37%</p> <p>12M FY2024      38.32%</p>	<p>12M FY2025      68.63%</p> <p>12M FY2024      61.68%</p>	 <p>140.36 fils 55.01%</p>

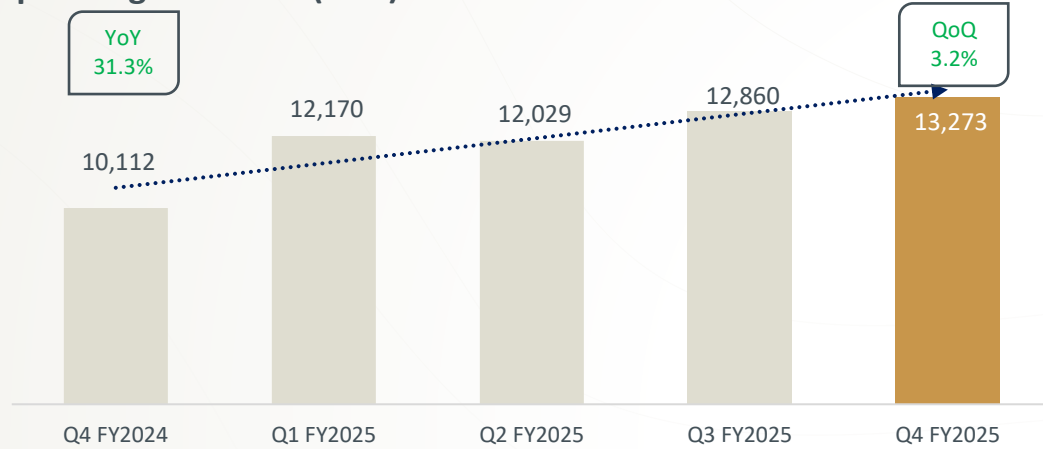
- Value traded and trade count were higher by 79.26% and 54.57%, respectively, at KWD 26.58 bn and approximately 6.04 mn trades, positively contributed to the robust growth in key revenue streams, including Share in trading commission by 84.99% and Settlement operations by 56.25%. Supported by higher foreign investors trade confirmation of 21.19%, Clearing operations improved by 31.66%.
- The increase in Operating Revenues to KWD 50.33 mn or 38.61%, which was partially offset by a 13.46% rise in Operating Expenses to KWD 15.79 mn, resulted in a significant improvement in Cost to Income ratio, which stood at 31.37%, compared to 38.32% in the prior year.
- As a result, Operating Profit margin improved to 68.63% compared to 61.68% in the previous year, reflecting our ability to capture value from continued operational efficiency and revenue momentum.
- Non-operating Incomes increased 10.20%, reaching KWD 4.48 mn.
- In aggregate, Net Profit surged by 55.01% to KWD 28.18 mn from KWD 18.18 mn a year earlier.
- EPS stood at 140.36 fils compared to 90.55 fils achieved last year.

# QUARTERLY TREND

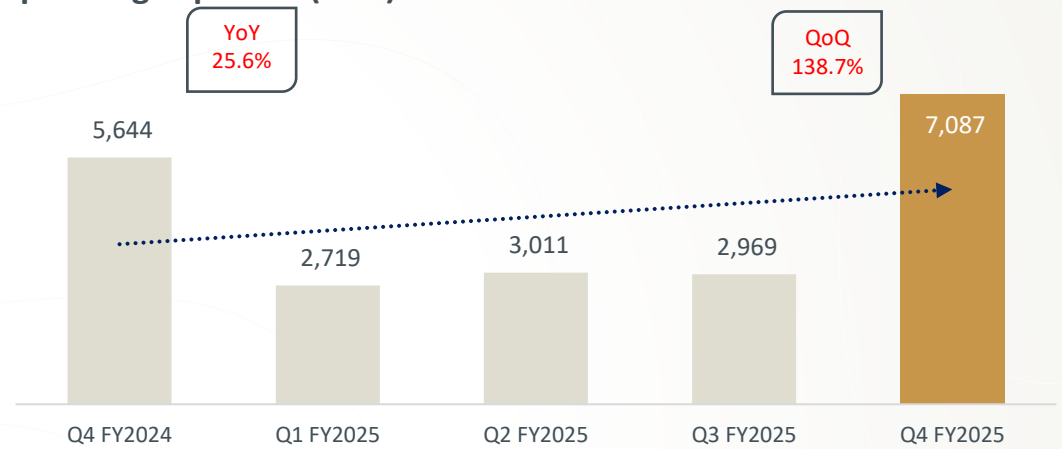
Drive sustainable value creation through revenue growth and disciplined execution



## Operating Revenues ('000)

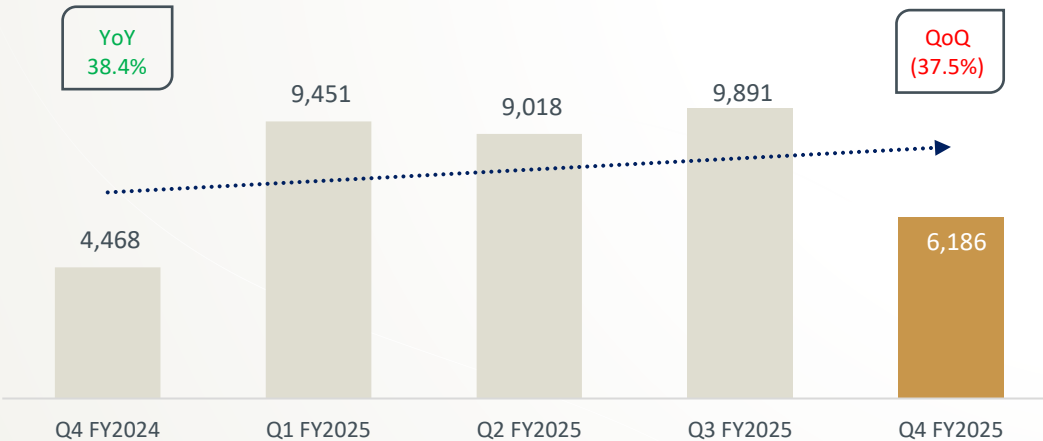


## Operating Expenses ('000)

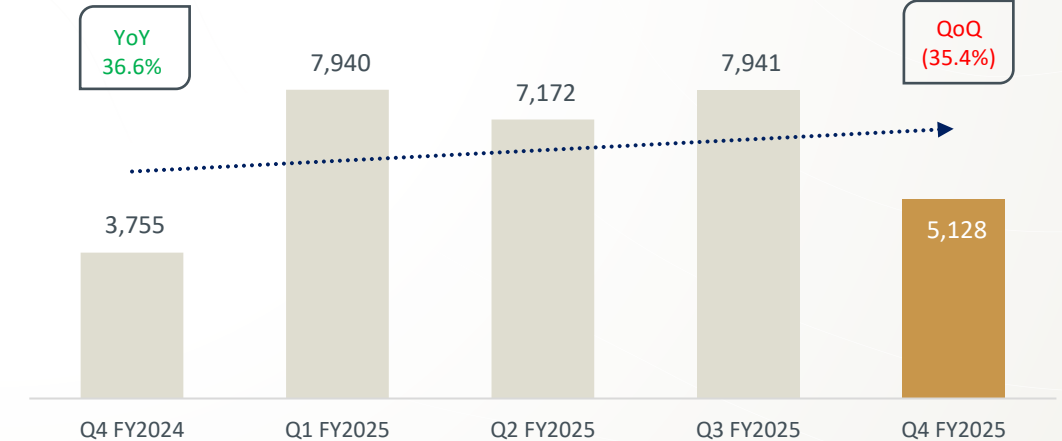


Note: Reclassification of Reversal of ECL to Non-Operating Income

## Operating Profit ('000)



## NP Attri. to Shareholders of Parent ('000)

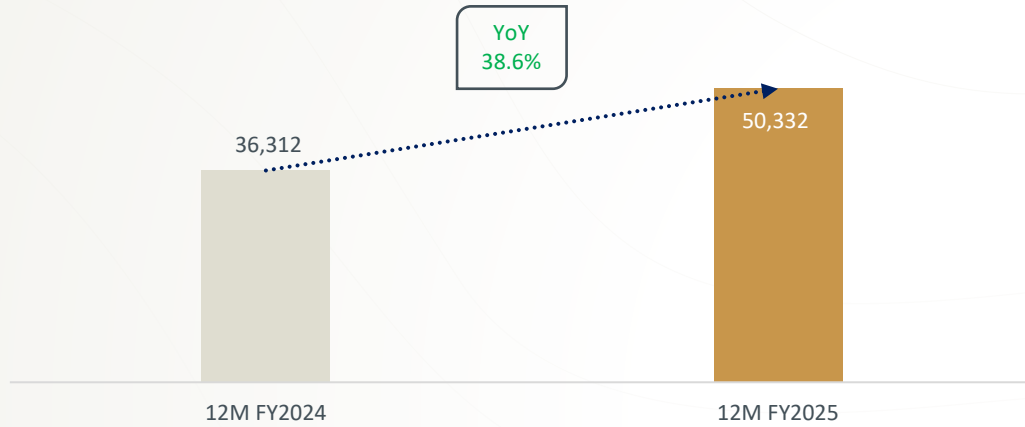


# YTD TREND

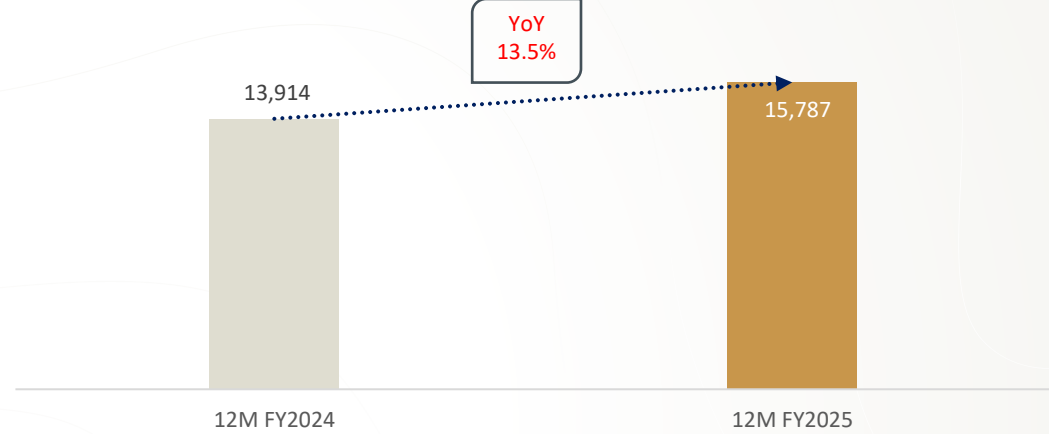
Top-line expansion and margin expansion support net profit growth



### Operating Revenues ('000)

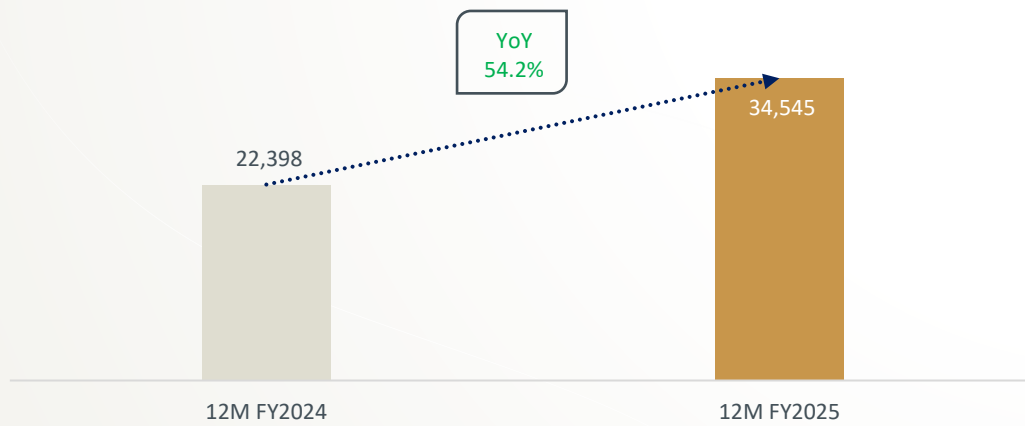


### Operating Expenses ('000)

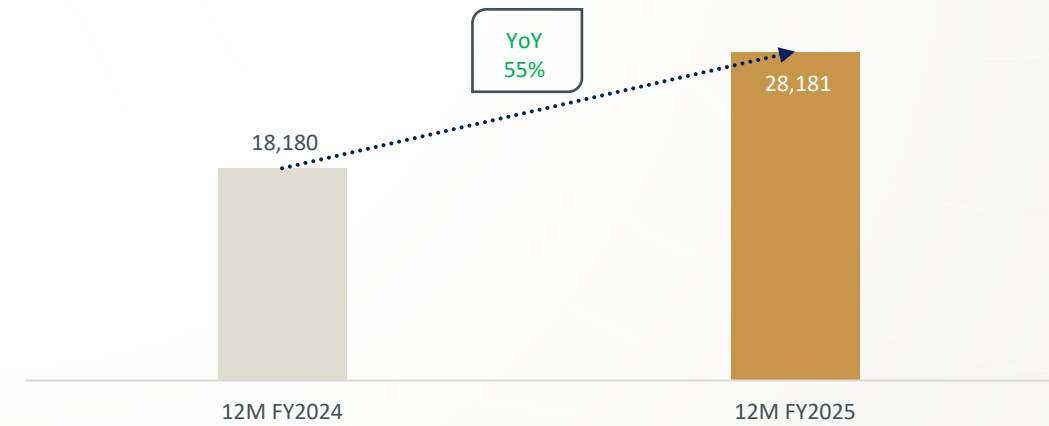


Note: Reclassification of Reversal of ECL to Non-Operating Income

### Operating Profit ('000)



### NP Attri. to Shareholders of Parent ('000)

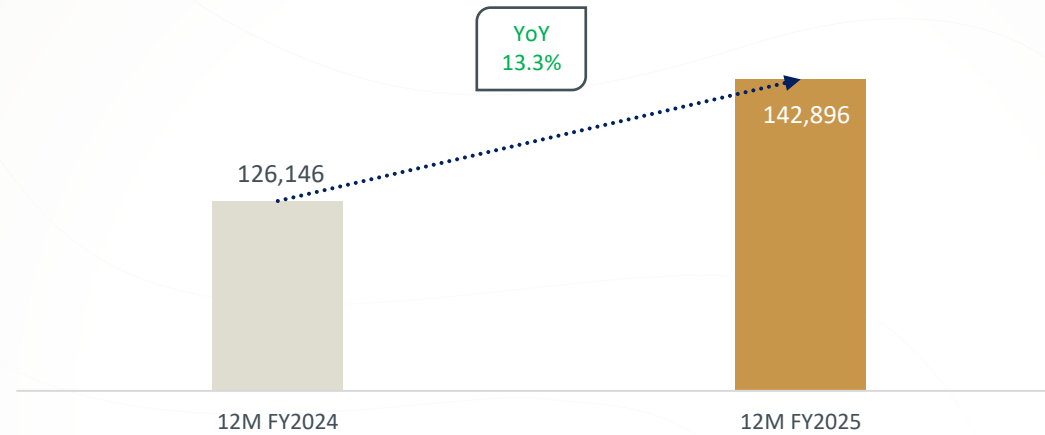


# FINANCIAL POSITION

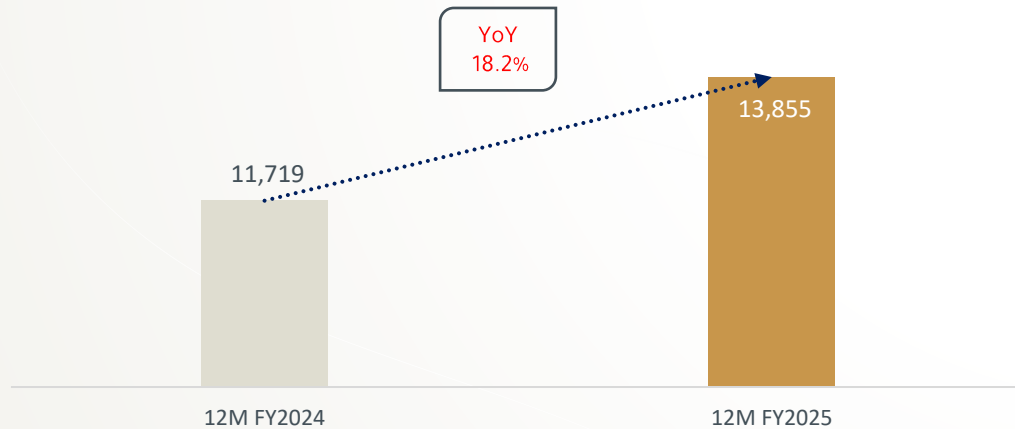
Solid results further reinforce financial standing



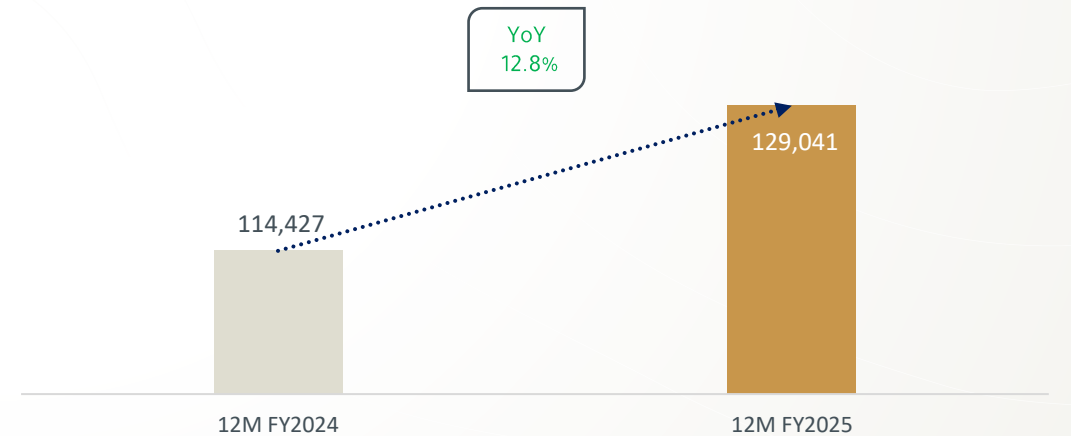
Total Assets ('000)



Total Liabilities ('000)



Total Shareholders Equity ('000)



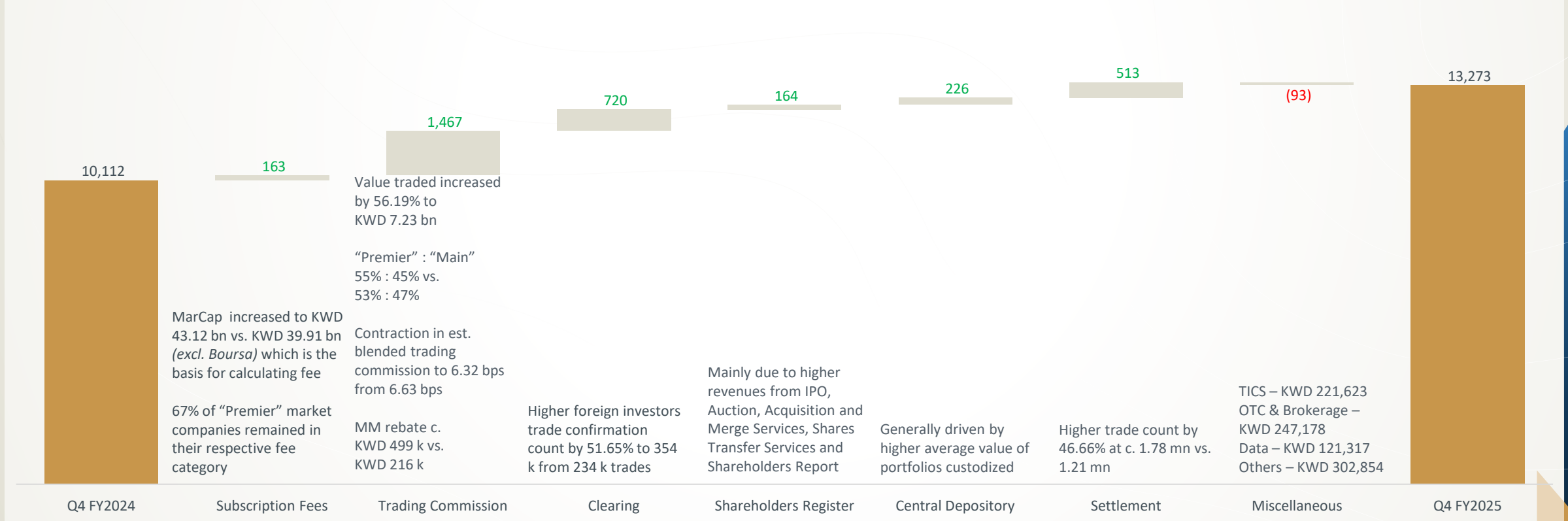
Note: Equity attributable to shareholders of Parent Company stood at KWD 79,269,966 or higher by 17.4% YoY.

# Q4 FY2025 OPERATING REVENUES

Strong growth and diversified revenues underpin enduring value creation



Operating Revenues ('000)																
	Subscription Fees		Trading Commission		Clearing		Shareholders Register		Central Depository		Settlement		Miscellaneous		Total	
Q4 FY2025	1,916	14.44%	4,707	35.46%	1,967	14.82%	798	6.02%	1,383	10.42%	1,609	12.12%	893	6.73%	13,273	
Q4 FY2024	1,753	17.34%	3,239	32.03%	1,248	12.34%	635	6.28%	1,156	11.44%	1,095	10.83%	986	9.75%	10,112	
Variance	9.28%	↑	45.29%	↑	57.69%	↑	25.82%	↑	19.58%	↑	46.87%	↑	(9.39%)	↓	31.26%	↑



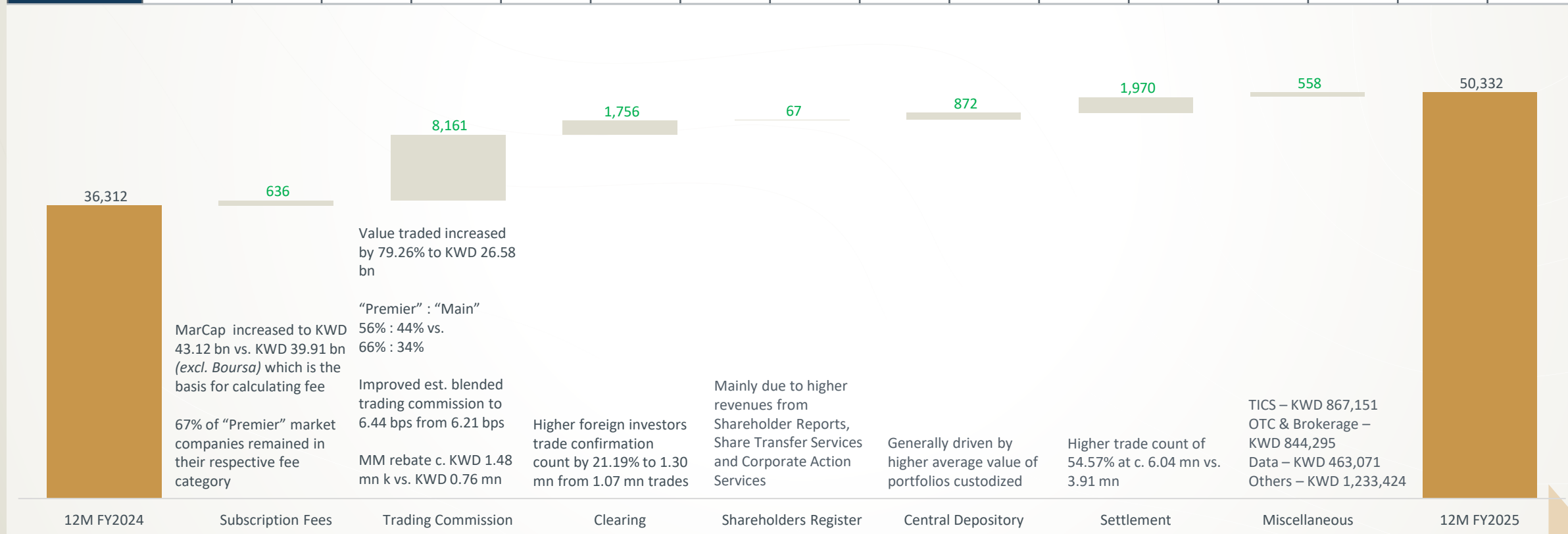
Note: Some reclassifications were made to improve the quality of information presented.

# 12M FY2025 OPERATING REVENUES

Ability to maximize value from record-level revenues and disciplined cost management



Operating Revenues ('000)																
	Subscription Fees		Trading Commission		Clearing		Shareholders Register		Central Depository		Settlement		Miscellaneous		Total	
12M FY2025	7,683	15.26%	17,763	35.29%	7,302	14.51%	3,439	6.83%	5,266	10.46%	5,472	10.87%	3,408	6.77%	50,332	
12M FY2024	7,046	19.41%	9,603	26.44%	5,546	15.27%	3,371	9.28%	4,393	12.10%	3,502	9.64%	2,850	7.85%	36,312	
Variance	9.03%	↑	84.99%	↑	31.66%	↑	2.00%	↑	19.85%	↑	56.25%	↑	19.57%	↑	38.61%	↑



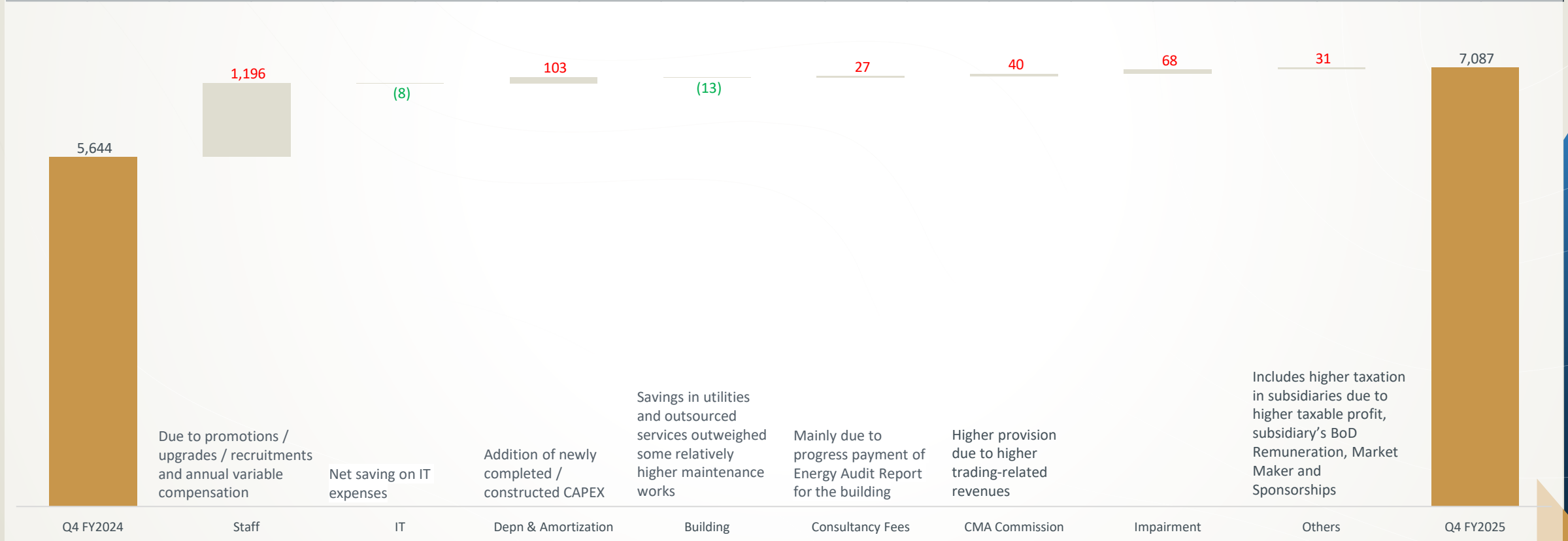
**Note:** Some reclassifications were made to improve the quality of information presented.

# Q4 FY2025 OPERATING EXPENSES

Strategic expense management enabling scalable expansion



Operating Expenses ('000)																		
	Staff		IT		Depn & Amortization		Building		Consultancy Fees		CMA Commission		ECL		Others		Total	
Q4 FY2025	5,049	71.24%	394	5.56%	321	4.53%	62	0.88%	124	1.75%	153	2.16%	68	0.96%	915	12.92%	7,087	
Q4 FY2024	3,853	68.27%	403	7.13%	218	3.86%	75	1.33%	97	1.72%	114	2.01%	0	0.00%	885	15.68%	5,644	
Variance	31.03%	↑	(2.05%)	↓	47.12%	↑	(17.11%)	↓	27.85%	↑	34.99%	↑	-	-	3.46%	↑	25.56%	↑



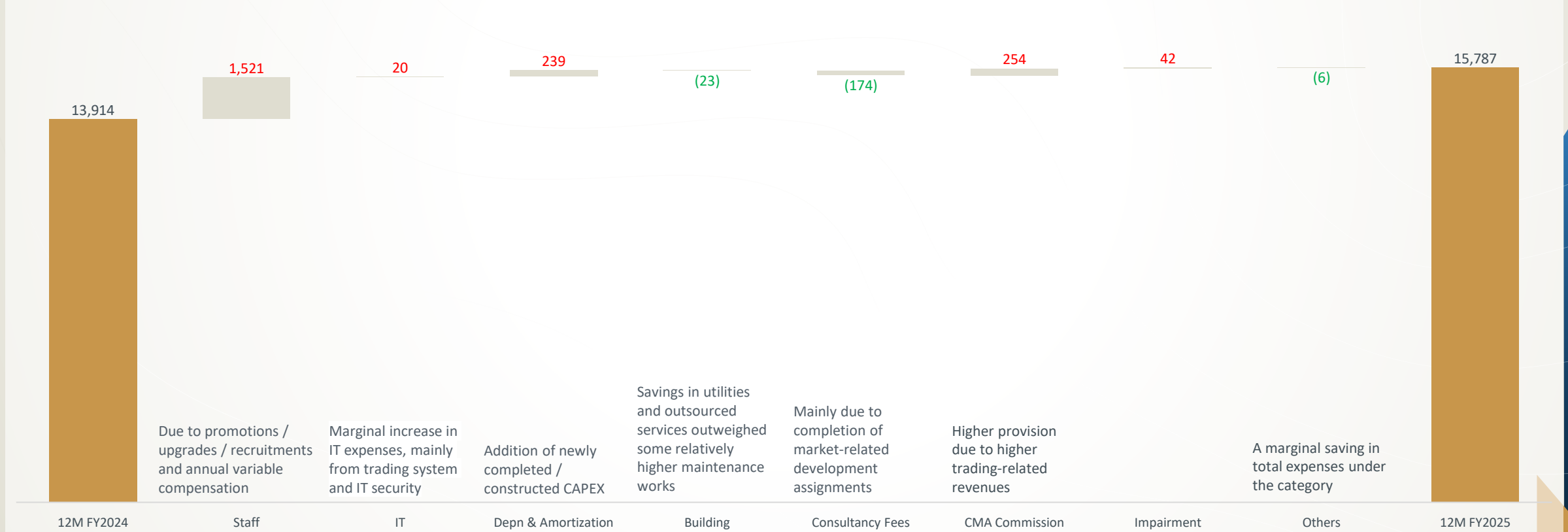
**Note:** Some reclassifications were made to improve the quality of information presented.

# 12M FY2025 OPERATING EXPENSES

## Balanced and measured cost management



Operating Expenses ('000)																		
	Staff		IT		Depn & Amortization		Building		Consultancy Fees		CMA Commission		ECL		Others		Total	
12M FY2025	9,824	62.23%	1,647	10.43%	1,094	6.93%	272	1.72%	382	2.42%	577	3.66%	68	0.43%	1,922	12.17%	15,787	
12M FY2024	8,303	59.67%	1,627	11.70%	855	6.15%	295	2.12%	556	4.00%	323	2.32%	26	0.19%	1,928	13.85%	13,914	
Variance	18.32%	↑	1.23%	↑	27.94%	↑	(7.83%)	↓	(31.30%)	↓	78.70%	↑	158.55%	↑	(0.30%)	↓	13.46%	↑



**Note:** Some reclassifications were made to improve the quality of information presented.

# KEY FINANCIAL INDICATORS

Resilience driven by sustained business momentum and disciplined execution



	Q4 FY2024	Q1 FY2025	Q2 FY2025	Q3 FY2025	Q4 FY2025
Operating Revenues ('000)	10,112	12,170	12,029	12,860	13,273
Operating Expenses ('000)	(5,644)	(2,719)	(3,011)	(2,969)	(7,087)
Cost to Income Ratio	55.82%	22.34%	25.03%	23.09%	53.40%
Operating Profit ('000)	4,468	9,451	9,018	9,891	6,186
Operating Profit Margin	44.18%	77.66%	74.97%	76.91%	46.60%
Net Profit Attributable to Shareholder of the Parent Company ('000)	3,755	7,940	7,172	7,941	5,128
Net Profit Margin Attributable to Shareholder of the Parent Company	37.13%	65.24%	59.62%	61.75%	38.64%
Return on Average Equity	27.59%	37.91%	38.27%	38.87%	38.39%
EPS Attributable to Equity Holder of the Parent Company (Fils)	18.70	39.54	35.72	39.55	25.54
DPS (Fils)	82.00	-	-	-	127.00
Total Dividends ('000)	16,464	-	-	-	25,499
Dividend Payout Ratio	90.56%	-	-	-	90.48%
Blended Trading Commission (bps)	6.63	6.83	6.14	6.44	6.32

**Note:** Blended trading commission considers the "Premier" and "Main" markets only.





- **Legal Name** Boursa Kuwait Securities Company K.P.S.C
- **Date Established** 21 April 2014
- **Regulated By** Kuwait's Capital Markets Authority (CMA)
- **Listing Date** 14 September 2020
- **Exchange Ticker** BOURSA
- **Code** 827
- **Bloomberg Ticker** BOURSA KK
- **Thomson Reuters Ticker** BOURSA.KW
- **ISIN** KW0EQ0607022
- **Sector** Financial Services
- **Paid-Up Share Capital** KWD 20,077,575.000
- **Outstanding Number of Shares** 200,775,750
- **Par-value per Share** KWD 0.100
- **Fiscal Year** 31 December
- **Registrar** Kuwait Clearing Company

### Major Shareholders (Over 5%)

Gulf Cables & Electrical Industries Group Co.	Indirect	14.41%
Arzan Financial Group For Financing & Investment	Direct & Indirect	14.41%
National Investments Co. and group ( <i>Al-Bawaba Al-Watania General Trading &amp; Contracting Co. and International Infrastructure Holding Company</i> )	Direct & Indirect	12.46%
The Public Institution for Social Security	Indirect	6.00%

# ANALYST COVERAGE



Research House	Analysts	Date	Target Price (KWD)	Rating	Previous Rating
Arqaam Capital	Jaap Meijer, MBA, CFA Janany Vamadeva	20 November 2025	4.50	BUY	BUY
EFG Hermes	Elena Sanchez, CFA Ahmed El-Shazly	14 October 2025	4.13	BUY	BUY
KAMCO Invest	Junaid Ansari	27 July 2025	4.06	OUTPERFORM	-

# AWARDS AND CERTIFICATES



2025



**"Brand Of The Year 2025 - 2026"**  
Finance - Investment - Kuwait

Bursa Kuwait was awarded the "Brand Of The Year - Kuwait" award in the finance and investment category for the year 2024-2025 by **World Branding Awards**.



**"The Middle East's Best Exchange"**  
2025

Bursa Kuwait was awarded "The Middle East's Best Exchange" for the year 2025 by **Euromoney**



**"Brand Of The Year 2024 - 2025"**  
Finance - Investment - Kuwait

Bursa Kuwait was awarded the "Brand Of The Year - Kuwait" award in the finance and investment category for the year 2024-2025 by **World Branding Awards**.



**Best Sustainable Corporate Governance 2025**

Bursa Kuwait was awarded "Best Sustainable Corporate Governance" by **The European**



**Women's Empowerment Champions**

Bursa Kuwait was awarded "Women's Empowerment Champions" by **The European**

2025



**Best for Sustaining Communities**  
- Middle East 2025

Bursa Kuwait was awarded "Best for Sustainability Transparency" by **Global Finance**



**HUMAN CAPITAL REPORTING CERTIFICATION**

Bursa Kuwait received the ISO 30414: 2018 certification for Human Capital Reporting HRCI



**Best ESG & Sustainability Report in the Middle East - Small-Cap**

Bursa Kuwait's 2023 Sustainability Report has been recognized as the Best Sustainability and ESG Report at the **Middle East Investor Relations Association Awards**



**Best Capital Market ESG Strategy - GCC 2023**

Bursa Kuwait won the "Best Capital Market ESG Strategy - GCC" award from **Capital Finance International** magazine.



**Outstanding Contribution to Financial Inclusion - GCC 2023**

Bursa Kuwait won the "Outstanding Contribution to Financial Inclusion - GCC" award from **Capital Finance International** magazine.

2024

# AWARDS AND CERTIFICATES (Cont'd)



2024



**Outstanding Contribution to Female Empowerment - MENA 2023**

Boursa Kuwait won the "Outstanding Contribution to Female Empowerment MENA 2023" award from **Capital Finance International** magazine.



**Best ESG Development Strategy 2024**

Boursa Kuwait was awarded "Best ESG Development Strategy" by **The European**



**Best Sustainable Corporate Governance 2024**

Boursa Kuwait was awarded "Best Sustainable Corporate Governance" by **The European**



**Best for Sustainability Transparency - Middle East 2024**

Boursa Kuwait was awarded "Best for Sustainability Transparency" by **Global Finance**



**Best Sustainable Corporate Governance 2023 - Kuwait**

Boursa Kuwait was awarded "Best Sustainable Corporate Governance - Kuwait" by **The European**

2023



**Outstanding Financial Leadership in Sustaining Communities - Middle East 2023**

Boursa Kuwait was awarded "Outstanding Financial Leadership in Sustaining Communities" by **Global Finance**



**Outstanding Leadership in Sustainability Transparency - Middle East 2023**

Boursa Kuwait was awarded "Outstanding Leadership in Sustainability Transparency" by **Global Finance**



**Leadership in Energy and Environmental Design (LEED) Gold certification**

Boursa Kuwait obtained the Leadership in Energy and Environmental Design (LEED) Gold certification for its building from the **U.S. Green Building Council (USGBC)**



**Approved Employer for Professional Development**

Boursa Kuwait was certified as an Approved Employer for Professional Development by the **Association of Chartered Certified Accountants (ACCA)**



**Third Place in the Best Annual Report - Print Category for Small Cap Companies - Middle East 2023**

Boursa Kuwait's 2022 Annual Report was voted third best annual report in the print category for Small Cap Companies in the Middle East by the **Middle East Investor Relations Association (MEIRA)**

# AWARDS AND CERTIFICATES (Cont'd)



2022



### OUTSTANDING CONTRIBUTION TO FINANCIAL INCLUSION - GCC 2022

Boursa Kuwait won the "OUTSTANDING CONTRIBUTION TO FINANCIAL INCLUSION -GCC" award from **Capital Finance International** magazine.



### Best Capital Market ESG Strategy - GCC 2022

Boursa Kuwait won the "Best Capital Market ESG Strategy - GCC" award from **Capital Finance International** magazine.



### Most Sustainable Company in the Financial Services Industry for 2022

Boursa Kuwait was awarded Most Sustainable Company in the Financial Services Industry of the Year by **World Finance**.



### Sustainable Stock Exchange of the Year Middle East 2022

Boursa Kuwait was awarded Sustainable Stock Exchange of the Year in the Middle East by **Pan Finance**.



### Best Investor Relations Company - Kuwait 2022

Boursa Kuwait was awarded "Best Investor Relations Company" by **Global Brands**.

2022



### Most Sustainable Practices in ESG for 2022

Boursa Kuwait was awarded Most Sustainable Practices in ESG for 2022 by **Global Business Outlook**.



### Sustainable Stock Exchange of the Year MENA 2021

Boursa Kuwait was awarded Sustainable Stock Exchange of the Year in the Middle East and North Africa by **Pan Finance**.



### Best Investor Relations Company - Kuwait 2021

Boursa Kuwait was awarded "Best Investor Relations Company" by **Global Banking & Finance Review**.



### Outstanding Contribution to Capital Market Development - Kuwait 2021

Boursa Kuwait was recognized by **Global Business Outlook Magazine** for its "Outstanding Contribution to Capital Market Development" in 2021.



### Best Digital Transformation Strategy - GCC 2021

Boursa Kuwait won the "Outstanding Contribution to the SDGs - GCC 2021" award from **Capital Finance International** magazine.

# AWARDS AND CERTIFICATES (Cont'd)



2021



**Second Place in the Best Annual Report - Print Category for Small Cap Companies - Middle East 2021**

Boursa Kuwait's 2020 Annual Report was voted second best annual report in the print category for Small Cap Companies in the Middle East by the **Middle East Investor Relations Association (MEIRA)**



**Best Culture of Learning 2021**

Boursa Kuwait was awarded "Best Culture of Learning" for employers below 500 employees in the Middle East Region 2021 by **LinkedIn**.



**Best Investor Relations Company - Kuwait 2021**

Boursa Kuwait was awarded "Best Investor Relations Company" by **Global Banking & Finance Review**.





## CONTACT INFORMATION

**Fahad Al Beshar**  
Director, Investor Relations

**فهد عبدالمحسن البشير**  
مدير إدارة العلاقات المستثمرين

Tel: +965 2299 2273

Email: [ir@boursakuwait.com.kw](mailto:ir@boursakuwait.com.kw)

Website: [www.boursakuwait.com.kw](http://www.boursakuwait.com.kw)

