

Kuwait: 28th of April 2026

Chief Executive Officer – Bursa Kuwait Company
State of Kuwait

Dear Sirs,

**Subject: Analysts / Investors Conference's transcript and presentation
for Q1-2026**

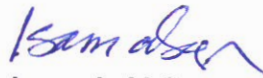
As per requirements stipulated in article No. (7-8) "Listed Company Obligations" of Bursa Kuwait Rule Book and since National Bank of Kuwait has been classified under the "Premier Market" category.

We would like to advise that Analysts / Investors Conference for Q1-2026 was held through Live Webcast at 2:30 p.m. (local time) on Monday 27/4/2026. Kindly note that during the conference there was no disclosure of any material information that is not in the public domain.

Attached; the transcript of the aforementioned Conference and the presentation for Q1-2026.

Sincerely yours,

On behalf of National Bank of Kuwait (S.A.K.P.) *for*



Isam J. Al-Sager

Vice-Chairman and
Group Chief Executive Officer



National Bank of Kuwait

1Q 2026

Earnings Conference Call

27 April 2026



1Q 2026 National Bank of Kuwait Earnings Call

Tuesday, 28 April 2026

Edited transcript of National Bank of Kuwait earnings conference call that took place on Monday, 27 April 2026 at 2:30 pm Kuwait time.

Corporate participants:

Mr. Isam Al-Sager	Vice Chairman and GCEO, NBK
Mr. Sujit Ronghe	Group CFO, NBK
Mr. Amir Hanna	Group Chief Communications Officer, NBK

Chairperson:

Elena Sanchez	EFG Hermes
---------------	------------

Elena Sanchez: Good afternoon everyone. This is Elena Sanchez and on behalf of EFG Hermes, I would like to welcome you all to the National Bank of Kuwait's first quarter earnings call for the year 2026. It is a pleasure to have with us in the call today Mr. Isam Al-Sager, NBK Vice Chairman and Group CEO, Mr. Sujit Ronghe, NBK Group CFO and Mr. Amir Hanna, Group Chief Communications Officer at NBK.

At this time, I would like to handover the call now to Mr. Amir Hanna.

Please go ahead Amir.

Amir Hanna: Thank you Elena.

Good afternoon everyone. Thank you for joining us for today's earnings call

As you are all aware, these are extremely unusual times with the war in the region and the level of disruptions it created globally. Considering the level of uncertainty around global and regional outlook, it could be challenging to address all inquiries related to future performance and outlook. But we will do our best to answer all your questions in light of such challenging conditions.

First let me start the presentation with our usual disclaimer. Certain comments in this presentation may constitute forward-looking statements. These comments reflect the Bank's expectations and are subject to risks and uncertainties that may cause actual results to differ materially and may adversely affect the outcome and financial effects of the plans described herein. The Bank does not assume any obligation to update its view of such risks and uncertainties or to publicly announce the result of any revisions to the forward-looking statements made herein. Please also refer to the full disclaimer in our presentation for today's call.

Now back to the presentation, Our Vice Chairman and Group CEO, Mr. Isam Al-Sager, will start the call by giving some opening remarks on the operating environment and the highlights of the reporting period. Then Mr. Sujit Ronghe, our Group CFO will discuss the period's financials in more details. Following our presentation, there will be a Q&A session. If you have any follow-up questions after the call, please direct them all to our Investor Relations email address and we will answer them at the earliest. Today's slides are available on our website for your convenience.

Now let me hand over the call to Mr. Isam Al-Sager for his opening remarks.

Isam Al-Sager: Thank you Amir.

Good afternoon everyone.

Thank you for joining us today for our earnings call for the first quarter of 2026.

This quarter witnessed the start of the war in the middle east, a most severe geopolitical scenario, that we all talked about before and tried to anticipate its

consequences. Unfortunately, the outcomes of this war will have prolonged negative implications not just for our region but rather for the global economy, as the tensions continue to cause trade and energy disruptions crises.

In the GCC, the most directly impacted region, economic activity slowed down while uncertainty continued to shape the short-term outlook. Longer term, we expect the region's strong financial buffers to support a relatively fast recovery once the war is over.

In Kuwait, economic activity showed signs of strong momentum prior to the escalation of the conflict, but the fallout of the war is expected to weigh on the overall growth prospects of both oil and non-oil activity.

On the back of a strong January and February, project awards in the first quarter of 2026 reached around KD1.8 billion; reinforcing the government's commitment to executing and advancing large-scale infrastructure development. The outlook for project activity for the remainder of the year remains tied to geopolitical developments and constraints to materials and labor supply. While the government's affirmation to directing state authorities and stressing on execution progress remains a key for a more positive scenario.

Moving on to our quarterly performance, NBK reported net profits of KD 135.5 million for the three months ending 31 March 2026; compared to KD 134.1 million in the corresponding period of 2025. The reported results are a good reflection of our effective business and geographical diversification strategy, which mitigated the impact of recent geopolitical tensions on our performance. During the quarter, Net operating income, grew by 6.6% year-on-year to reach KD 331.2 million.

Our returns also remained strong with return on average assets reaching 1.20% while return on average equity reached 12.2%.

Strategically, we remain on course, focusing on innovation and digital banking services. Through enhanced digital platforms, strengthened mobile capabilities, and an expanding suite of solutions, we continue to deepen customer engagement and build strong connection with a growing, digitally driven population.

Building on this momentum, we remain confident in our ability to sustain our leadership in the domestic market, supported by the Bank's strong fundamentals and resilient operating model. While our established client relationships continue to position the group at the forefront of the Government's infrastructure and reform programs.

We will continue to prioritize diversification as a core pillar of our strategy. By leveraging our regional and international presence, we aim to enhance efficiency, strengthen client relationships, and further reinforce our position across markets.

In parallel, our wealth management division continues to play a pivotal role in expanding our offerings, delivering a comprehensive range of advisory and investment solutions. While Boubyan Bank, our Islamic banking arm, remains a key contributor to the Group's performance, strengthening our position in the domestic market.

NBK continues to demonstrate a strong commitment to the advancement of its ESG agenda. Operationally, the Bank achieved and exceeded its 2025 operational emissions reduction target ahead of schedule. NBK also made meaningful progress, reaching 61% of our 2030 sustainable assets target of USD 10 billion. These accomplishments, alongside notable improvements in our ESG ratings, firmly position NBK among the leading banks in the region.

With that, I will conclude my comments and leave you with my colleague Sujit Ronghe, our Group CFO, to cover our quarterly results in more details.

Please go ahead Sujit.

Sujit Ronghe:

Thank you Mr. Isam.

Hello everyone, and welcome.

I am very pleased for the opportunity to take you through the financial results in respect of the first quarter of 2026. As you know, NBK have announced a Group net profit of KD135.5m for 1Q26, which is a 1% increase over the corresponding quarter of 2025. NBK's 1Q26 performance reflects the Group's resilience and adaptability for ensuring uninterrupted operations in the most challenging and unpredictable circumstances.

Before going on to details of our financial results, I would first like to say a few words regarding the overall operating environment.

2026 began with a certain degree of optimism in the operating environment with business growth expectations in both Kuwait and internationally. However, sudden and sharp escalation in geo-political tensions since March have resulted in an overall unstable regional operating environment, with global implications. These developments have increased macro-economic uncertainties, as fuller implications of the ongoing crisis are yet to unravel. Despite these unexpected challenges, NBK Group has demonstrated operational and financial strength benefiting from its well-diversified business model.

Now turning to the financial results for 1Q26.

As shown at the top left of this slide, net profit at KD135.5m reflects a yoy increase of KD1.4m. 1Q26 net profit exceeded the previous quarter by KD27.2m due to a stronger operating performance and lower net provision charge for credit losses & impairment losses.

At KD204.3m, operating surplus remained solid and reflected a yoy growth of 4.8%, benefiting from the strong year-on-year growth in business volumes, particularly loans and investments.

Net operating income, at KD331.2m, exceeded the previous year by KD20.5m i.e. 6.6%, due to healthy growth in both net interest income and non-interest income. The operating income mix shows a continued healthy mix with 25% coming from non-interest income sources.

Similarly, the pie chart at bottom right reflects well-diversified net profit contributions by key business lines. You will note that International and Islamic Banking, our two key pillars of diversification together contribute 42% of the Group profit.

I will go into the main drivers behind movements in income, margins and costs shortly. Moving on now to the next slide.

We now will look at net interest income and drivers behind its performance.

The chart at top left reflects the net interest income and net income from Islamic financing of KD248.1m, increased KD11.3m, 4.8% compared to 1Q25. 1Q26 NII benefited from 12.5% year on year growth in average interest earning assets, namely loans and investment securities, across the Group. However, lower benchmark interest rates and the mix of asset growth affected the NII and 1Q26 NIM unfavorably. Non-interest CBK assets have remained at higher levels, similar to 1Q25. Although there is an increase in Kuwait Government treasury bonds, the overall proportion of interest earning reserves with CBK has not changed materially compared to March 25.

We are hopeful of further debt issuances from the Government or the CBK, allowing the Bank to deploy liquidity into interest earning assets during coming months.

As a result of the above, we see in the top right chart, that average NIM for 1Q26 dropped to 2.28%, reflecting a decline of 17bps over 1Q25 driven by a higher decrease in yield, compared to the funding cost. Group yield and funding cost for the current quarter were 5.36% and 3.47% respectively. 1Q26 NIM was broadly on par with 4Q25.

At the bottom left of this slide, we can see drivers behind the 17bps yoy decrease in NIM to 2.28% in 1Q26. Loans and other interest earning assets affected by lower interest rates and less favorable asset mix contributed a net decrease of 27bps and 12bps to the NIM respectively. Lower funding cost positively affected the NIM by 22bps.

Moving to non-interest income chart at the bottom right. Total non-interest income at KD83.1m for 1Q26 was KD9.2m i.e. 12.4% higher than the comparable period in 2025. Fees and commissions income was strong at KD58.4m, reflecting robust contributions across different lines of business and geographies. Fx contributed

KD14.1m benefiting from higher transaction volumes and favorable currency movements. Other non-interest income sources (mainly investment income) contributed KD10.5m, benefiting from improved valuations.

Moving on now to the next slide.

Turning now to operating expenses at the top left of this slide. Total operating expenses for 1Q26 at KD126.8m, were 9.6% higher than 1Q25. Growth in staff costs stems from increase in headcount to support increased business activities in our network as well as the effect of the annual increment and promotions cycle. The Group continues to invest in key businesses initiatives, digital technologies, and processes which enable us to offer best-in-class service to its customers and optimize resources to improve operational efficiency.

1Q26 cost to income ratio was 38.3% compared to 37.3%, one year ago.

Moving on to provisions and impairments profiled at the top right of the slide. Total credit provisions and impairment losses for 1Q26 amounted to KD26.8m, an increase of KD5.3m over 1Q25. KD12.1m of the current quarter's charge was for provisions for credit facilities.

Specific provisions of KD2.2m were materially lower than KD17m for 1Q25 and included the benefit of recoveries of amounts provided towards credit losses during prior years. At the same time, the Group has taken provisions in ordinary course of business for retail and corporate customers in Kuwait and overseas locations. KD9.8m was towards general provisions, which included an element of precautionary provisions.

KD12.6m charge was towards ECL on non-credit facilities, primarily reflecting additional charge towards increased risk associated with adverse geo-political developments in the region. The Group remains committed to its conservative approach in managing credit exposures.

1Q26 cost of risk at 18bps, compared to 40bps in 1Q25 benefitted from the recovery of fully provided debts mentioned earlier.

It is worth noting that the Group's Balance Sheet remains strong with stable credit quality. NBK's capital base, along with the ability to generate healthy operating profits, provides a strong credit loss-absorption capacity.

I would now like to discuss Expected Credit Losses (ECL) on credit facilities as per 'IFRS 9 calculated in accordance with CBK Guidelines' (IFRS 9). As per the regime adopted by CBK, Banks calculate the credit provisions required (i.e. the amount in the balance sheet) as per CBK instructions and compare it with the ECL on credit facilities as per IFRS 9. Consequently, the charge to income statement is based on the higher of the two balance sheet amounts.

It is important to note here that CBK guidelines for calculating ECL on credit facilities as per IFRS 9 are on a more conservative basis compared to the original accounting standard.

The key chart on this slide at the bottom right reflects that ECL provision requirement has increased to KD749m (from KD698m in Dec 25), given increased risk resulting from the current regional geo-political situation.

You should however note that the balance sheet provision as per CBK instructions as at March 26 exceeds ECL requirement by KD220m. This provides ample cushion for the Group to withstand any possible adverse effect of prevailing uncertainties on ECL provision requirements.

Moving now to the next slide.

Here we will look at some of the movements in key balance sheet items.

As profiled on the chart at top left, the Group total assets reached KD46.1bn as of March 26, a 10.7% increase over March 25. Group loans and advances at KD27.3bn registered a strong yoy growth of KD2.7bn i.e. 10.9% and 1.7% during the current quarter, reflecting adverse geo-political developments in the region since the beginning of March. Investment securities reflected a yoy growth of 14.6%, to reach KD9.5bn.

The overall balance sheet composition has remained stable during the year.

You would note from the pie chart at bottom left that NBK's total assets composition is well diversified between Kuwait and International and Conventional and Islamic Banking.

Similarly, the chart for loan exposure by sector reflects a well-diversified portfolio, with personal loans as the largest segment comprising 28% of total gross loans. It is important to note that a significantly high portion of personal loans is to a large number of Kuwaiti individuals, who are pre-dominantly employed with the Government. These are essentially salary-backed loans with low default rates.

Customer deposits, i.e. non-bank and non-FI deposits at KD25.9bn, comprise a healthy 63% of total liabilities. Customer deposits reflect a yoy growth of 10% and were largely stable during the current quarter. At KD3.6bn, deposits from other non-bank FI comprise 9% of total liabilities. The Group continues to benefit from its strong base of core, franchise retail deposits. CASA deposit levels were stable during 1Q26, with volumes exceeding that of March 25 and Dec 25. The Group continues to benefit from a strong base of core, franchise retail deposits.

Commercial papers and certificates of deposit at KD2.5bn also reflect a strong increase of 15% during the current quarter, further diversifying the funding base.

The stability of NBK's funding base during the current turbulent period reflects confidence of customers resulting from deep, longstanding relationships, a solid brand and strong credit ratings.

In response to the ongoing crisis, Central Bank of Kuwait implemented various measures targeted at reinforcing the Kuwaiti banking sector, details of which are mentioned in Note 14 of the 1Q26 financial statements, e.g. minimum LCR and NSFR requirement was reduced to 80%. I want to highlight that NBK Group continues to maintain healthy liquidity levels with Basel III ratios (LCR at 161% and NSFR at 106%) exceeding the original minimum requirements.

Moving now to the next slide.

We will now look at the impact 1Q26 financial results had on certain key performance metrics.

The Return on Average Equity for the current quarter was 12.2% and the Return on Average Assets stands at 1.20%.

Cost to income ratio for 1Q26 stood at 38.3%, similar to 38.4% for the full year 2025.

At 16.4%, the total capital adequacy ratio remained strong and stable, with CET1 and Tier1 ratios at 12.5% and 14.3% respectively. Interim cap-ad ratios tend to be lower than year-end ratios as they are negatively affected by the growth in risk-weighted assets, whereas interim profit is not included in regulatory capital.

As mentioned earlier, Central Bank of Kuwait implemented various measures in support of the Kuwaiti banking sector. One of the measures was releasing 1% of risk weighted assets from the Capital Conservation Buffer included in CET1, thereby reducing the Group's total capital adequacy (including D-SIB) ratio requirement from 15% to 14%. It is important to note that NBK's capital adequacy ratios as at March 26 are in excess of original minimum requirement.

NBK's asset quality remained stable with NPL ratio at 1.35%, similar to Dec 25. Loan loss coverage ratio is at 241%, reflecting conservative provisioning policy of the Group.

Now to the final slide in this section.

Before concluding, allow me to summarize our financial performance in 1Q26.

The ongoing regional conflict, ambiguity regarding fuller implications of current instability, uncertain macro-economic scenarios and effect on inflation, interest rates etc. are expected to result in an environment which is less conducive to growth.

NBK has, however, demonstrated operational resilience with a sound bottom-line profit, a healthy balance sheet, stable liquidity and strong capital base during this challenging period.

Going forward, we remain cautiously optimistic that the overall operating environment, although challenging, will stabilize during the course of 2026.

Now turning to the guidance for the year ahead.

As regards loan growth – given the current geo-political situation and lack of clarity as to when normalcy will return, we are revising our guidance for loan growth in 2026 to be in the mid to high single digit range. This is in a scenario where the period of instability will end during 2Q26 and the second half of the year more conducive to business growth, with gradual return to normalcy.

Turning to the NIM. You would have noted that NIM has been declining during the previous year. Under the abovementioned scenario, we expect full year 2026 NIM to remain under pressure, closer to the 1Q26 NIM of 2.28%.

Coming to operating expenses, the 1Q26 year on year cost growth was 9.6%. While the Group works to harness efficiencies, we continue to invest in human resources and digital technologies. Hence, we expect the annual cost growth to be in the high single-digit range and the cost-to-income ratio to be in the region of c.40%.

Coming to the cost of risk – 1Q26 reflected a lower net cost of risk of 0.18% due to loan recoveries for which credit provisions were taken in earlier years. The currently evolving macro-economic scenario and uncertainty regarding the timeline to normalcy makes it difficult to provide specific guidance regarding the cost of risk. The overall health of our credit portfolio remains strong and based on the previously discussed scenario we remain cautiously optimistic of the full year 2026 cost of risk to approximate in the normal range of c.40bps. However, a prolonged period of recovery from current regional disruptions poses an upside risk to our estimates.

However, it would not be prudent to give specific guidance on earnings / capital adequacy in the current environment. We are hopeful of maintaining capital adequacy ratios in line with our internal targets above the regulatory minimum.

NBK continues to closely monitor the evolving situation and will continue to reassess implications and provide updates on a quarterly basis.

That ends my presentation. Thank you very much for your time.

Back to Amir.

Amir Hanna:

Thank you Sujit.

Thank you all for listening to the presentation by the management team.

We already received several questions. Just a reminder, please, if you have a question type in the chat. We will pause for a while, and we'll come back to answer the questions in the order they were received.

Thank you everyone for holding. We received a decent number of questions, and we'll start with the first one.

Can you please confirm the CASA ratio at the end of Q1 FY26 and how it compares to year end 2025 levels?

- Sujit Ronghe:** The CASA deposits have remained fairly stable during 1Q26 and the CASA ratio remains in low 30s which is very similar to 2025. Hence, there is no material change on CASA ratio during the quarter.
- Amir Hanna:** The rest of the question, what has resulted in the subdued loan growth during the quarter?
- Sujit Ronghe:** The subdued level of loan growth is a result of the sudden and significant onset of geopolitical crisis in the region, impacting not only Kuwait, but also GCC and to some extent the wider network.
- Amir Hanna:** Question on potential rights issue, if loan growth is more muted this year, do you still plan to proceed with the rights issue?
- Isam Al-Sager:** I would say we ended the year with a strong capital position in line with our internal targets for capital buffer across all tiers, while we continue to anticipate solid loan growth, we have revised down our guidance needful for the evolving geographical landscape and its potential implications on growth dynamics.
- I would say we will continue to closely monitor key balance sheet drivers and incorporate these terms into our capital plan, and we will see what will happen later.
- Our focus remains on maintaining an efficient capital management framework that supports sustainable shareholder return, while providing a sufficient buffer to uncertainties and capital growth opportunities.
- Amir Hanna:** Are there any updates or developments on the mortgage law?
- Isam Al-Sager:** Unfortunately, because of the recent geographical developments, we have not received further updates on the mortgage law.
- So far, the latest draft submitted by the cabinet following the review by Fatwa is progressing toward the final stage with continued coordination across relevant authorities.
- The draft is currently under review by the Central Bank to support the development and a comprehensive regulatory framework governing mortgage-based financing. Also, the bylaws are about to be issued soon.
- Amir Hanna:** Question with multiple parts, I think a lot of these components are not in public domain, but we'll try to give some trends generally.
- Can you please break down credit and customer deposit growth across domestic, GCC, and non-GCC international markets? Which countries recorded positive credit

growth? How large was the deposits outflow in Kuwait and across the GCC split where private and corporate segments has this trend bottomed out?

Sujit Ronghe: The overall customer credit profile of the bank remained stable even during the last quarter.

As regards customer deposits, we saw a strong 10% year on year growth from a mix of local, regional, and international depositors, both in retail as well as corporate segments.

Our CASA deposits, which mainly comprise retail depositors, have remained very stable at amounts similar to the end of last year. We did experience some outflows at the beginning of the crisis as a result of non-renewal of maturing deposits. After the first few weeks, we also saw a return of some deposits that had left earlier, along with fresh deposits from Kuwaiti institutions, international corporates etc.

We are in a comfortable position in terms of deposits and liquidity.

Amir Hanna: How should we think about 2026 NIMs going forward as a decline bottomed out?

Sujit Ronghe: 2026 NIM is expected to be lower than that of 2025. As I mentioned earlier, we think that it would range somewhere around 1Q26 levels. A lot depends on the mix of growth in coming quarters and how funding costs perform during the coming period.

Amir Hanna: A few questions again. What are the initial impacts that you have seen on growth, liquidity and asset quality as the results of the geopolitical environment?

Sujit Ronghe: We have covered the growth part in my discussion earlier. The relatively low loan growth is a direct implication of the geopolitical uncertainty.

As far as asset quality is concerned, we had a very strong NPL ratio of 1.35%, similar to Dec-25, and we don't see any sort of troubled assets in our credit exposures.

We are paying close attention to our customer relationships and monitoring their financial standing, making sure that necessary actions are taken as and when required.

Amir Hanna: We are going on through the questions to make sure we cover them all. We can't discuss April-26 volumes at this point. A question that we covered on NIMs and then outlook. We also covered domestic liquidity and impact on cost. Have you utilized any of central bank facilities? I think we covered that as well through the script.

FX and investment income growth, what was the key driver?

Sujit Ronghe: FX growth was primarily related to strong business volumes and higher level of the underlying FX business.

Investment income growth on the other hand relates to more favorable valuations compared to the first quarter of last year.

- Amir Hanna:** Next question. How material do you think more rebuilding efforts can be a driver of loan growth? And then the second part of the question is already covered on the mortgage law. On the first one Sujit?
- Sujit Ronghe:** In our base-case scenario we have not considered any implications of war rebuilding efforts, because there is still a large uncertainty with respect to extent and timing of the same. However, if there are any specific initiatives, it would be a positive driver to loan growth expectations.
- Amir Hanna:** I have two questions on ECL and changes to the model, we'll club them together. The first one asks that IFRS 9 provisions increased by KD 51 million, mainly on stage 1 provisions whereas the loan loss provisions as per CBK instructions for the year was much smaller. Do you expect this to move towards IFRS 9 levels?
- Sujit Ronghe:** Yes, you're right. The increase in ECL provisions, as I explained earlier, reflected the additional risk resulting from the current uncertainty. The loan loss provision as per CBK instructions is more of an incurred loss model, and we have not noted any particular stress on our book during the current quarter.
- Likewise, 1Q26 specific provisions benefited from a material recovery, which made the net amount smaller in comparison with IFRS 9.
- Amir Hanna:** Just to continue on ECL. Have you made or plan to make any changes in the ECL model inputs?
- Sujit Ronghe:** ECL requirement increased during the quarter due to inclusion of additional risk inputs and a more severe stress scenario with a larger than normal weight for ECL calculations.
- Amir Hanna:** Back to capital and a question on the AT1. NBK has an AT1 which is callable later this year. Will you be refinancing this? Any plans to further strengthen the AT1 issuances?
- Sujit Ronghe:** Historically, NBK has been very friendly to investors and taken decisions which are in the mutual interest of investor community and the bank.
- AT1 is callable in the third quarter of this year and the bank intends to retain its investor friendly position and would take appropriate decisions closer to the date.
- Amir Hanna:** What percentage of total personal loans are to government employees vs. private sector?
- The majority of personal loans are to government employees.
- The following question is on dividends. Will you continue to look at the annual payouts or return to semi-annual payouts?
- Isam Al-Sager:** We moved from semi-annual payments to year-end last year, to preserve capital during the interim periods.

We will continue to monitor how loan growth will evolve, and we will decide on the frequency of payments accordingly.

Amir Hanna: Next question is on what are the sectors which could be impacted by the conflict? Any stress tests done on exposure to these sectors?

Sujit Ronghe: We have conducted a stress test on the loan book and haven't identified a specific sector as such. Of course, the impact of war and consequent disruption can be expected to be in varying proportions across different sectors.

Our stress test results do not pose any concern with respect to our current provisioning level, which is based on the conservative position, the bank has been taking for many years.

Amir Hanna: Can you give us more color on liquidity, I think we covered that, but then there is a specific aspect to it. Any repo facilities used with the central bank since the war started? Any color you can provide on deposit outflows dynamics you have seen domestically?

Sujit Ronghe: The Bank was not required to make use of any repo facilities with the CBK. With respect to the deposit outflows, as I mentioned in the initial few weeks of the conflict, we did see the matured deposits not getting rolled over, especially in our international network.

However, over a period of time, we have noted a mix of Kuwait related and international customers place deposits with us, especially during the last few weeks.

Amir Hanna: Can you please update us on the guidance and highlight any changes to your FY26 outlook?

We covered the guidance and there is one full slide in the presentation for the full year guidance, the main change is a revision of guidance or lowering of guidance for the 2026 loan growth, and also changes in the cost to income ratio guidance.

Next question, are you doing loan deferrals and what would be its impact on NIMs?

Sujit Ronghe: At the present, there are no loan deferrals, with nothing expected in the shorter term. Hence, no impact on NIM as well.

Amir Hanna: What is the KD 15 million ECL charge related to since it's reported outside of provisions cost of risk?

Sujit Ronghe: Kuwaiti banks calculate ECL separately for credit facilities and non-credit portfolio. ECL for credit facilities is compared with the CBK provisions and the higher of the two is considered for the P&L charge.

In NBK's case, CBK provision has always been higher than the ECL. The KD 15 million ECL charge is related to the non-credit portfolio, mainly investment book of the bank

and other financial assets. This charge reflects additional risk factors considered while calculating the ECL requirement for the current quarter.

Amir Hanna: Can you comment on growth in Kuwait and international loan book, and how should we think about growth in Kuwait loan book in 2026 given recent geopolitical developments?

Sujit Ronghe: The composition between Kuwait and international loan book has not changed much during the current quarter. Approximately 1/3 of Group loans are outside Kuwait.

In terms of growth, we don't expect lumpy growth in any particular country or region. The overall composition should remain more or less the same during 2026.

Amir Hanna: One of the peer banks indicated that KD liquidity environment is a bit challenging currently driving up funding costs, have you seen any similar trends?

Sujit Ronghe: NBK Group benefits from operating across various geographies with different funding needs and options for harnessing deposits and overall funding. We remain comfortably liquid and did not note any specific increase in the overall funding cost.

Amir Hanna: A question on loan growth and I think we covered that earlier in the call in terms of revision of guidance. That was our last question. Thank you very much for the extensive list of questions and we hope that we managed to respond to all your inquiries.

Thanks again for joining us for the presentation and for the rest of the call.

Elena back to you.

Elena Sanchez: Thank you Amir. Thanks to NBK management team for the presentation and insights during the Q&A session.

Thank you all for joining.



National Bank of Kuwait

Investor Presentation

1Q 2026 Earnings Call

Disclaimer

THE INFORMATION SET OUT IN THIS PRESENTATION AND PROVIDED IN THE DISCUSSION SUBSEQUENT THERETO DOES NOT CONSTITUTE AN OFFER OR SOLICITATION OF AN OFFER TO BUY OR SELL SECURITIES. IT IS SOLELY FOR USE AT AN INVESTOR PRESENTATION AND IS PROVIDED AS INFORMATION ONLY. THIS PRESENTATION DOES NOT CONTAIN ALL OF THE INFORMATION THAT IS MATERIAL TO AN INVESTOR. This presentation has been prepared by (and is the sole responsibility of) National Bank of Kuwait S.A.K.P. (the “Bank”).

The information herein may be amended and supplemented and may not as such be relied upon for the purposes of entering into any transaction. This presentation may not be reproduced (in whole or in part), distributed or transmitted to any other person without the Bank's prior written consent.

The information in this presentation and the views reflected therein are those of the Bank and are subject to change without notice. All projections, valuations and statistical analyses are provided to assist the recipient in the evaluation of the matters described herein. They may be based on subjective assessments and assumptions and may use one among alternative methodologies that produce different results and, to the extent that they are based on historical information, they should not be relied upon as an accurate prediction of future performance. These materials are not intended to provide the basis for any recommendation that any investor should subscribe for or purchase any securities.

This presentation does not disclose all the risks and other significant issues related to an investment in any securities/transaction.

Past performance is not indicative of future results. National Bank of Kuwait is under no obligation to update or keep current the information contained herein. No person shall have any right of action against the Bank or any other person in relation to the accuracy or completeness of the information contained in this presentation. No person is authorised to give any information or to make any representation not contained in and not consistent with this presentation, and, if given or made, such information or representation must not be relied upon as having been authorised by or on behalf of the Bank.

This presentation does not constitute an offer or an agreement, or a solicitation of an offer or an agreement, to enter into any transaction (including for the provision of any services). No assurance is given that any such transaction can or will be arranged or agreed.

Certain statements in this presentation may constitute forward-looking statements. These statements reflect the Bank's expectations and are subject to risks and uncertainties that may cause actual results to differ materially and may adversely affect the outcome and financial effects of the plans described herein. You are cautioned not to rely on such forward-looking statements. The Bank does not assume any obligation to update its view of such risks and uncertainties or to publicly announce the result of any revisions to the forward-looking statements made herein.

Contents

Section 1

Vice Chairman and Group CEO Opening Remarks

Section 2

Financial Performance

Section 3

Appendix

Section 4

Questions

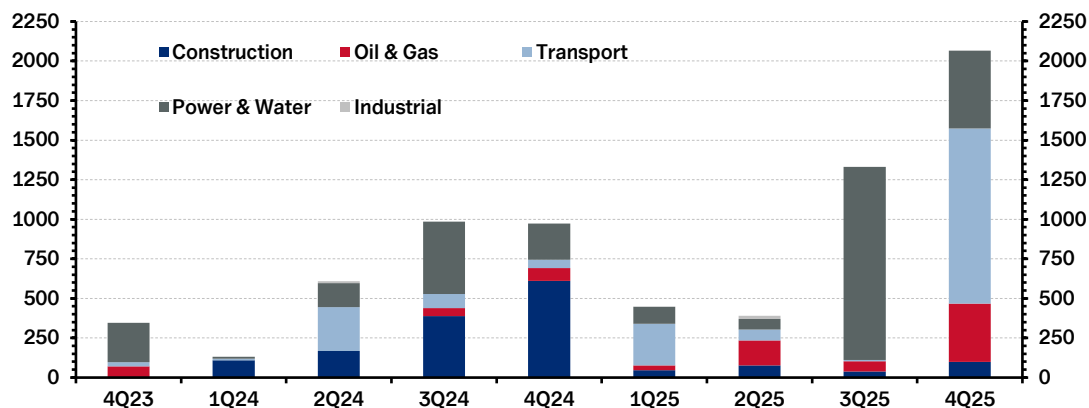
Key Economic Highlights

GCC Headline Growth (%)

	2025e	2026f	2027f
Bahrain	2.8	-5.5	6.5
Kuwait	2.2	-3.7	12.7
Oman	2.6	2.3	3.9
Qatar	2.9	-10.0	7.2
KSA	4.5	0.7	6.1
UAE	5.6	1.3	5.9
GCC	4.4	-0.2	6.4

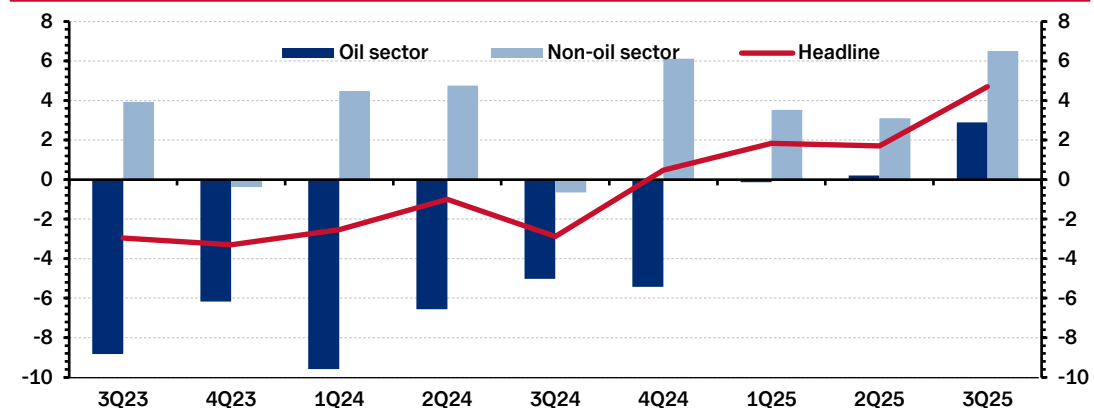
Headline economic growth across the GCC is expected to slow in 2026, weighed down by the ongoing regional conflict. The closure of the Strait of Hormuz is exerting pressure on the hydrocarbon sector, with oil output seen declining amid limited availability of alternative export routes. Non-hydrocarbon activity is also set to weaken, reflecting lower tourism flows, elevated uncertainty, and a deterioration in the business climate. That said, the outlook for next year is more constructive, underpinned by a recovery in oil production and an easing of geopolitical pressures.

Project Awards² (KD million)



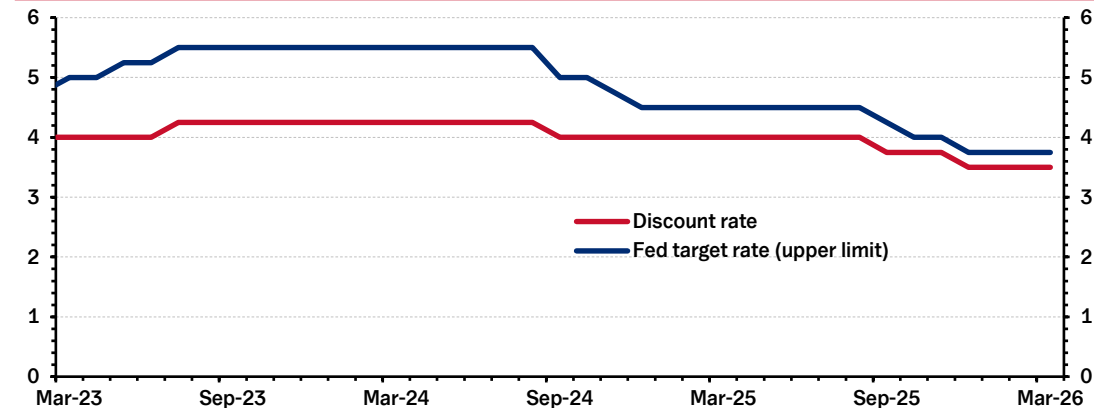
Project awards (value) surged KD2.1 billion in Q4 2025, recording a 55% increase q-o-q and a 112% gain y-o-y, spurred by the awarding of Mubarak Al-Kabeer project's remaining packages, valued at KD1.2 billion. Project awards for the year totaled KD4.2 billion, the highest since 2016.

Real GDP Growth¹ (% y/y)



Preliminary official estimates show that headline GDP expanded 4.7% y/y in Q3 2025 as non-oil economic growth accelerated to 6.5% y/y, driven by the hospitality, telecoms, real estate, and transportation sectors. Meanwhile, oil GDP logged its first consecutive annual growth in Q3 2025 at 2.9% y/y, helped by the unwinding of OPEC-8 voluntary cuts.

Kuwait Discount Rate³ (%)



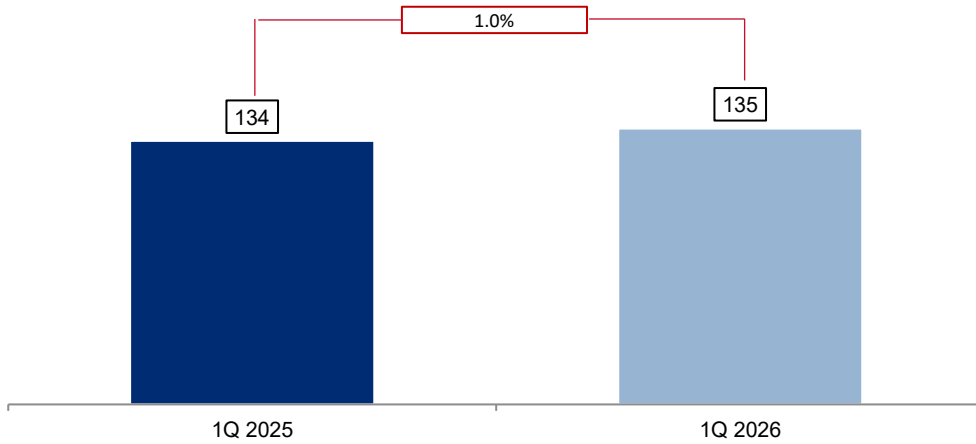
The CBK has maintained its key discount rate at 3.5% in March 2026, moving in lockstep with the Federal Reserve. The CBK cut rates twice last year.

Sources: ¹ CSB, NBK estimates; ² MEED Projects; ³ As per latest Central Bank of Kuwait (CBK) rate cut on 17/09/2025

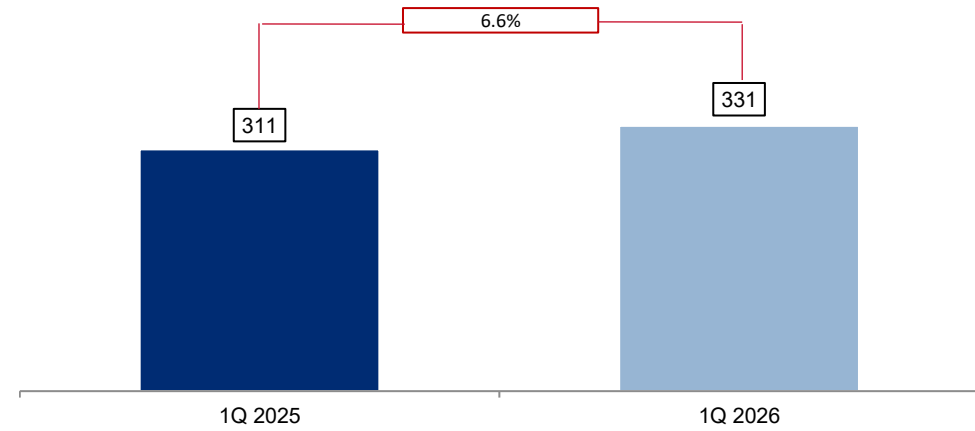


Operating Performance & Profitability

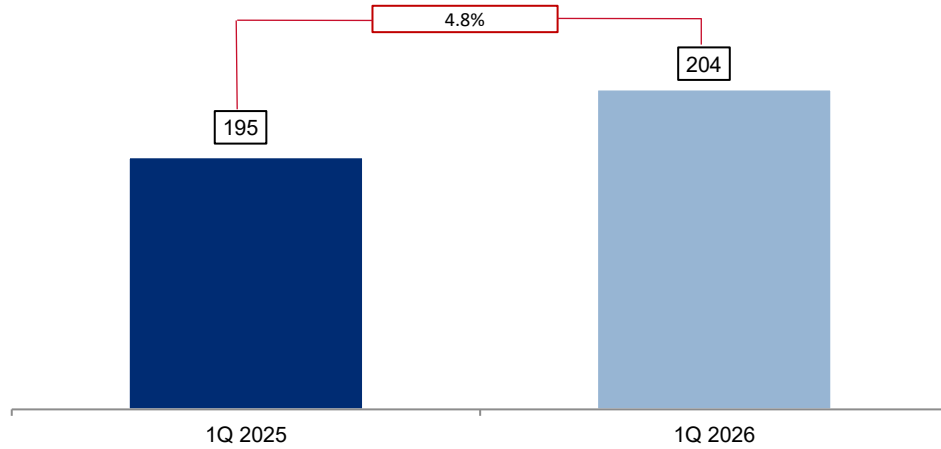
Net Profit (KDm)



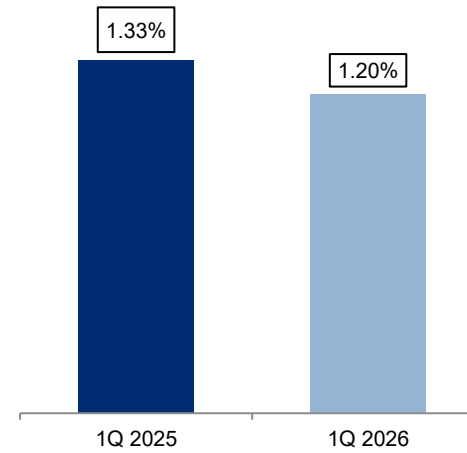
Net Operating Income (KDm)



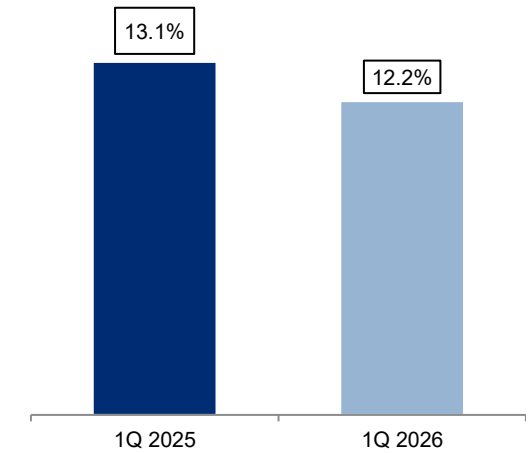
Operating Surplus (KDm)



Return on Average Assets

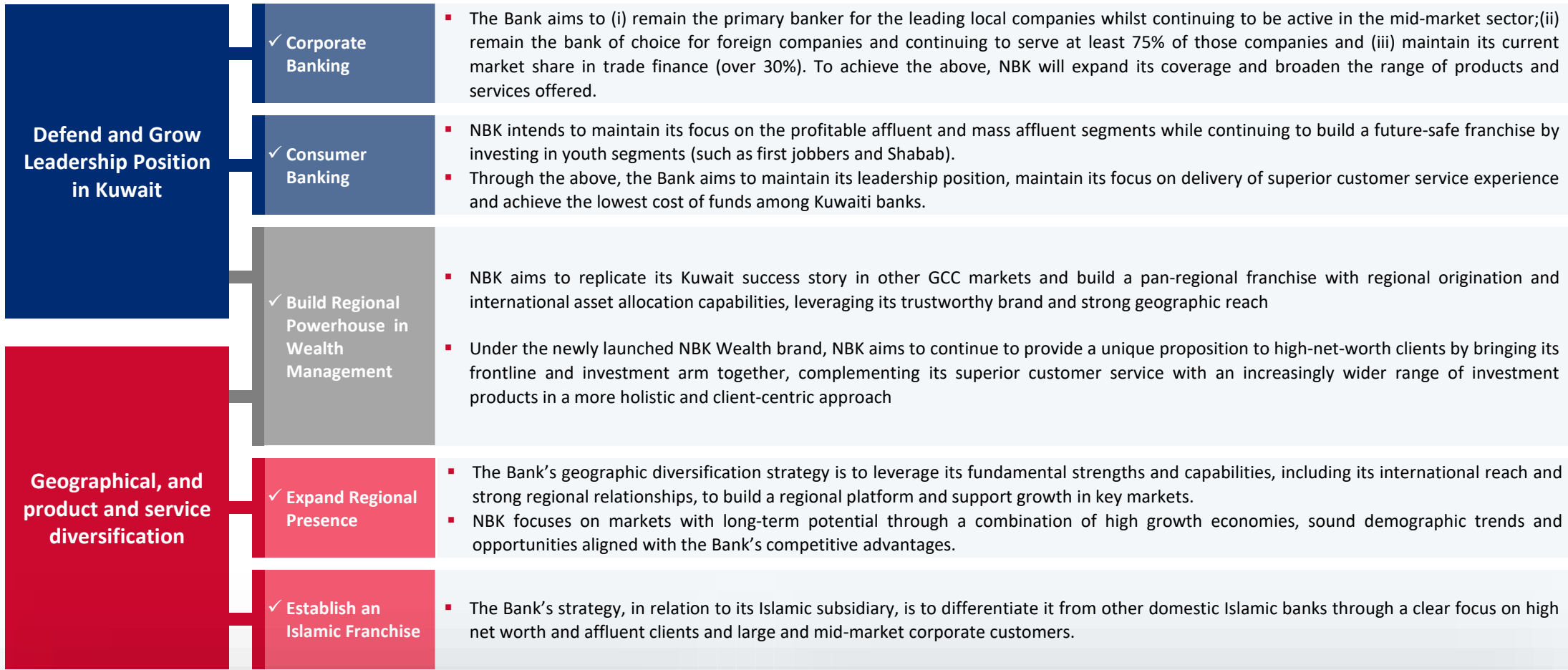


Return on Average Equity





NBK's Strategy



Digital Transformation

ESG Transition

NBK ESG Achievements

We measure our progress against well-defined metrics and targets to achieve the greatest positive impact.



Strategy Pillars



Key Highlights*



Responsible Banking

- Published its first Green Bond Allocation and Impact Report in May 2025 following the inaugural USD 500 million green bond issuance in June 2024. As of 31 March 2025, eligible green assets amounted to USD 625.44 million.
- As of 31 December 2025, the Bank had around USD 6.11 billion of Sustainable Assets, surpassing 61% of its USD 10 billion Sustainable Assets by 2030 target.
- Led Kuwait's first green loan amounting to USD 81 million in line with the Loan Market Association Green Loan Principles (GLP).
- Continue to offer reduced rates to the Eco-friendly Auto Loan and Eco-friendly Housing Loan for consumers.
- Implemented solar generated power systems for 18 of NBK's local branches.
- Achieved our operational emissions reduction target of 25% by 2025 compared to our baseline year 2021.
- Forged a strategic partnership with DHL to use the "DHL GoGreen Plus" service, ensuring that all NBK's international shipments are transported using Sustainable Aviation Fuel.
- NBK Egypt joined Chapter Zero Egypt, which is part of the Climate Governance Initiative – developed in collaboration with the World Economic Forum.

- As part of our commitment to the Partnership for Carbon Accounting Financials (PCAF), currently assessing the portfolio to establish a baseline measurement.
- Accounted for climate change risks in the Pillar II Assessment presented in the ICAAP regulatory report.
- Institutionalized alignment with the recommendations of Taskforce on Climate-related Financial Disclosures (TCFD) and published first standalone TCFD Report in May 2025.
- Developed a bank-wide Environmental & Social Risk Management (ESRM) Framework and gradually integrating ESG factors in the bank's credit and investment policies.
- Conducted a climate risk materiality assessment on the bank's portfolio to identify high impact and carbon intensive sectors.
- Developed an ESG scorecard to support the Bank's ESG risk materiality assessment and integration of ESG factors in credit analysis.
- NBK actively serves as a key member of the Kuwait Banking Association (KBA) ESG Committee, contributing to sustainable development within Kuwait's banking sector.
- Joined the Kuwait Green Building Council (KGBC) as a platinum member. The agreement will involve the bank's active participation in the council's programs and initiatives to help promote green building practices in Kuwait.

- Continues to be the primary advocator of Central Bank of Kuwait's "Let's Be Aware" Campaign which aims to raise public awareness about key financial concepts and advance financial inclusion in Kuwait. In 2025, NBK was recognized by the CBK for its leading role in promoting and raising public financial security awareness during 2024.
- Continued efforts to support and nurture local talent. As of 31 December 2025, Nationalization rate was 77.4%.
- Launched "She's Next" initiative in partnership with VISA for the second consecutive year; a global advocacy program that aims to support women-owned small businesses.
- Expanded the "Bankee" financial literacy program to 104 schools in Kuwait, with 52,741 students and 12,893 teachers participating for the academic year 2025-2026.
- Launched the second edition of NBK Tech Academy to attract and provide the Kuwaiti youth with a best-in-class and innovative program in digital transformation.
- "Bankee" financial literacy program wins best program in the field of social work across the GCC from the GCC Ministerial committee for Labor and Social Affairs.

- Developed an Employee Grievance Policy and finalized a Diversity, Equity, and Inclusion (DE&I) Commitment Statement.
- Established a Group-level DE&I Council, formalizing oversight and driving implementation across the organization.
- As of 31 December 2025, females represented 42.4% of total NBK Kuwait workforce, and in management 27.25%.
- In 2025, NBK Kuwait employees received 83,212.278 training hours. Average training hours per employee: 33.9 hours.
- NBK signed an exclusive collaboration agreement with IE University – Spain. The agreement covers several areas including talent development, promoting corporate innovation, as well as developing and implementing integrated solutions.
- NBK launched a FinTech partnership platform in efforts to support the growth and innovation of FinTech, recognizing its transformative potential to drive sustainable development.
- Received the Silver Excellence in Diversity and Inclusion Award from the Society for Human Resource Management (SHRM) for its NBK RISE Program during MENA Awards Annual Conference 2025.



Governance For Resilience



Investing in Our Communities



Capitalizing on Our Capabilities

*Note: The ESG key highlights reflect NBK's achievements during the reporting period 1 January 2025 to 31 December 2025.
Sources: National Bank of Kuwait, [NBK 2025 Annual Report](#), [NBK TCFD Report](#), [NBK Green Bond Allocation & Impact Report 2025](#)

Contents

Section 1

Vice Chairman and Group CEO Opening Remarks

Section 2

Financial Performance

Section 3

Appendix

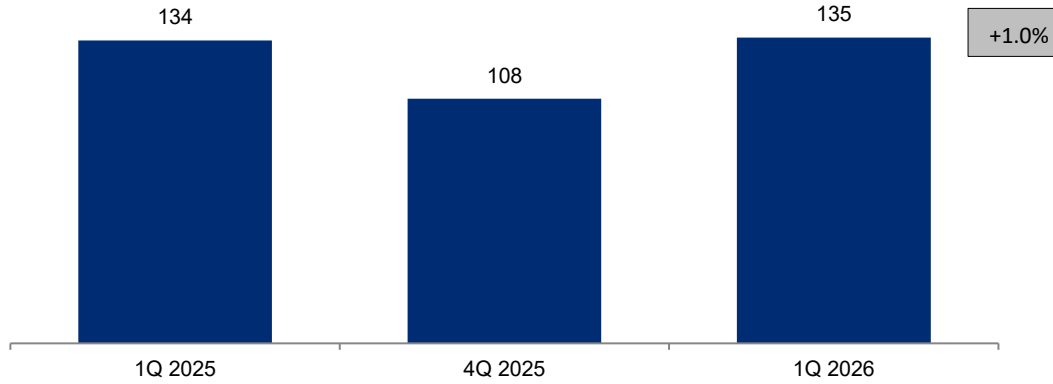
Section 4

Questions

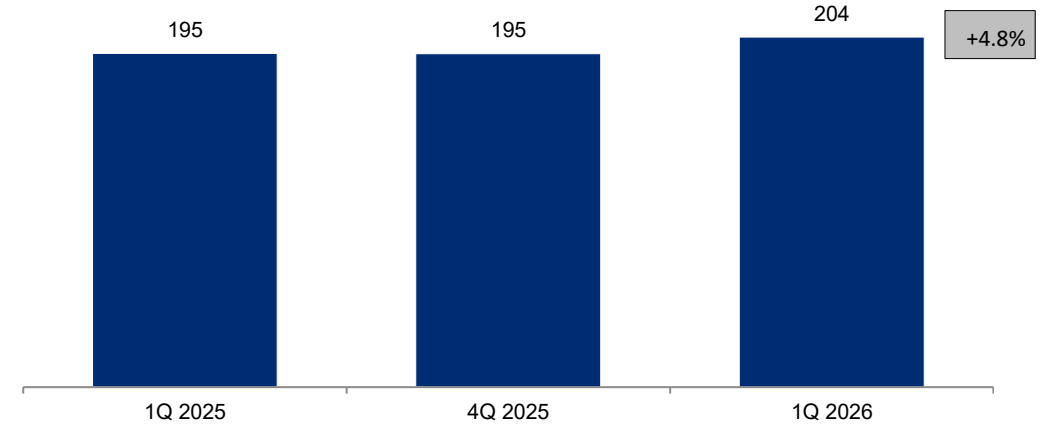


Operating Performance 1Q 2026

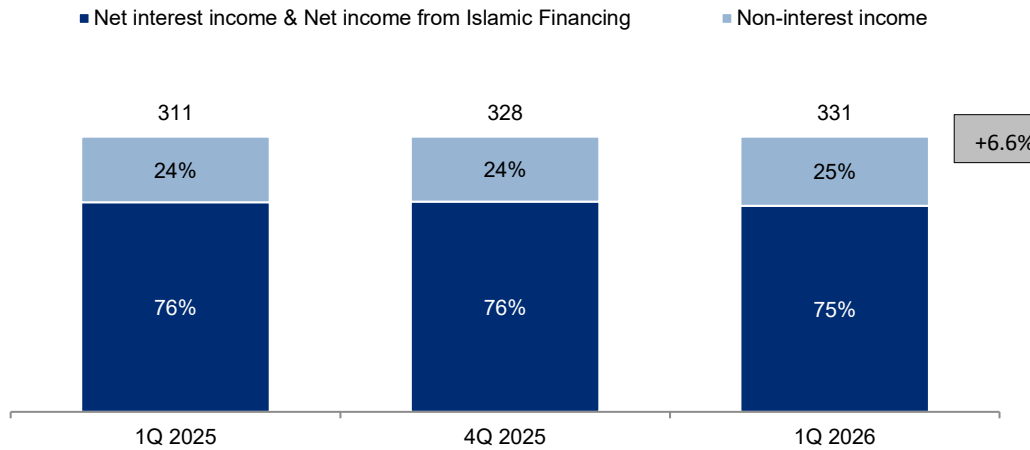
Net Profit (KDm)



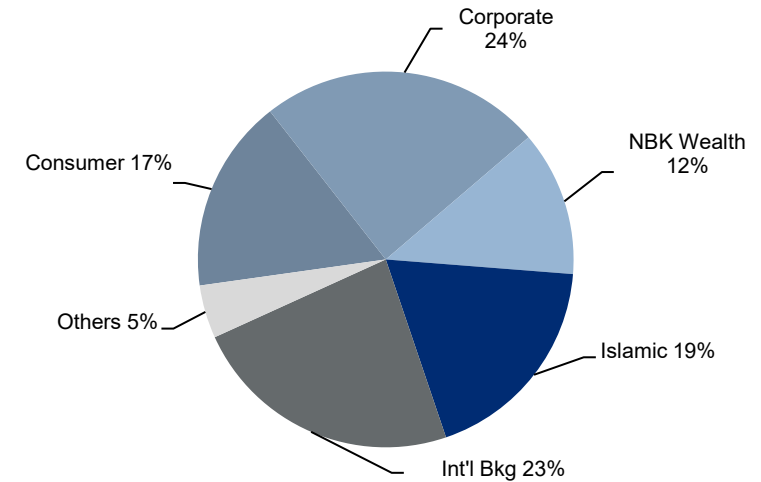
Operating Surplus (KDm)



Net Operating Income (KDm)



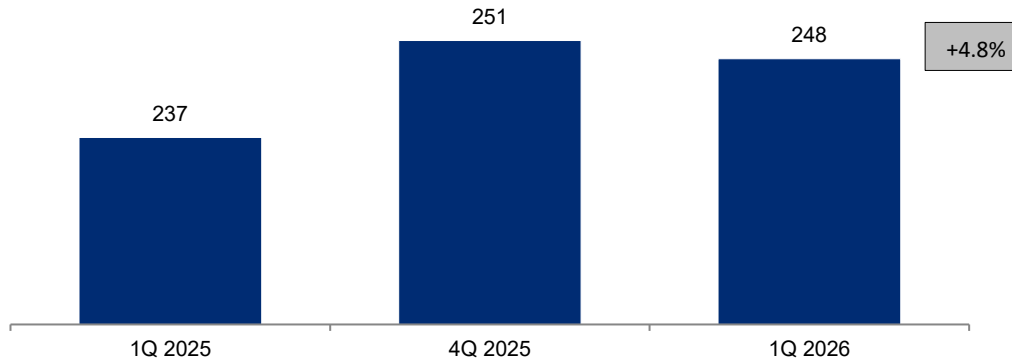
1Q 26 Net Profit by Business Line (%)



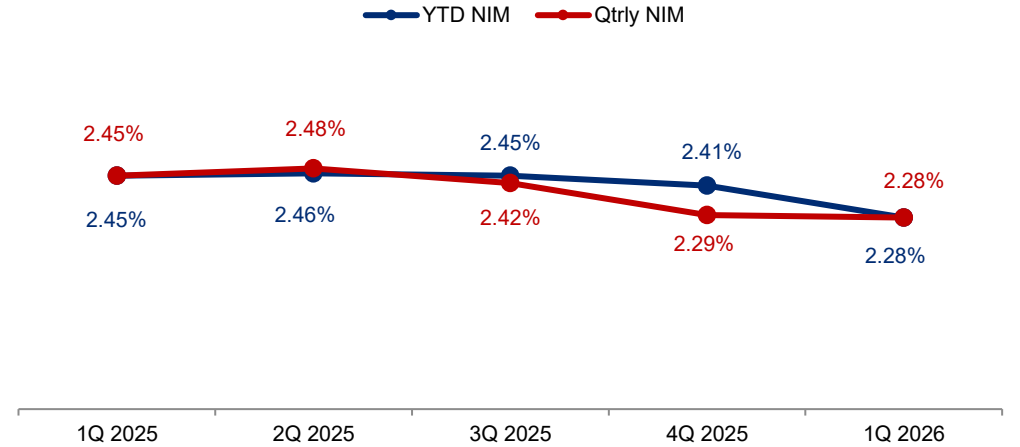


Operating Performance 1Q 2026

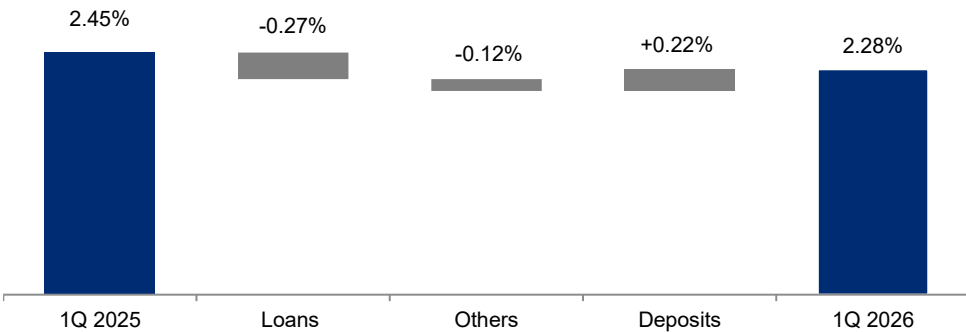
Net Interest Income* (KDm)



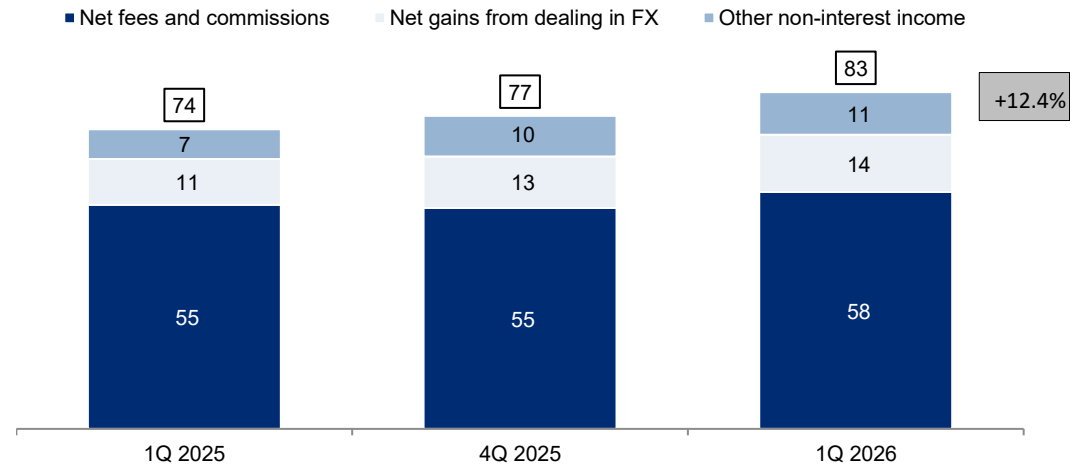
Net Interest Margin*



Net Interest Margin drivers



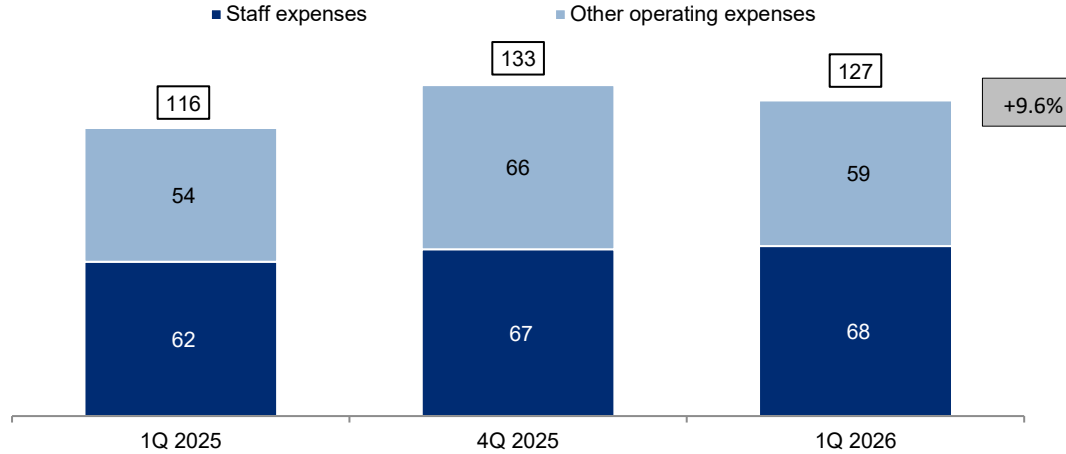
Non-interest income (KDm)



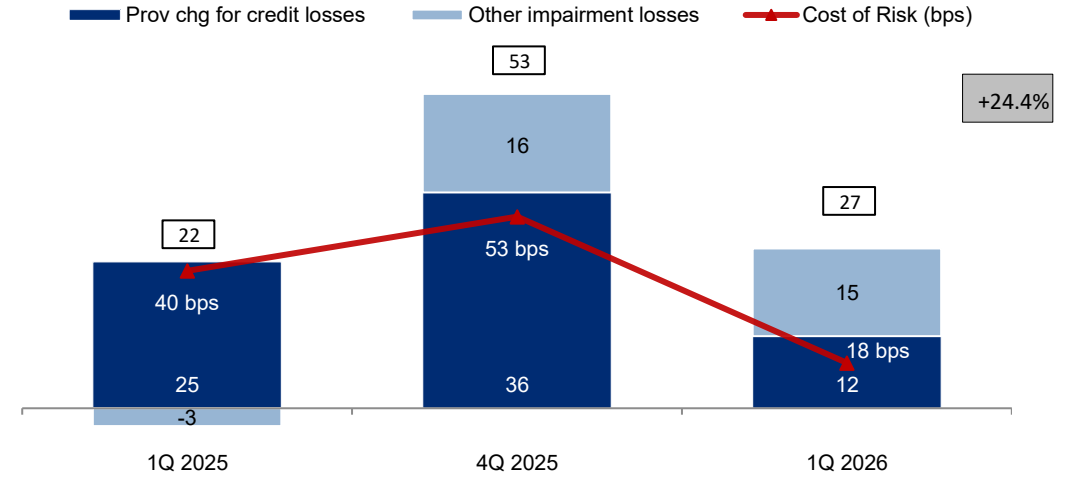
*Includes net interest income and net income from Islamic Financing

Operating Performance 1Q 2026

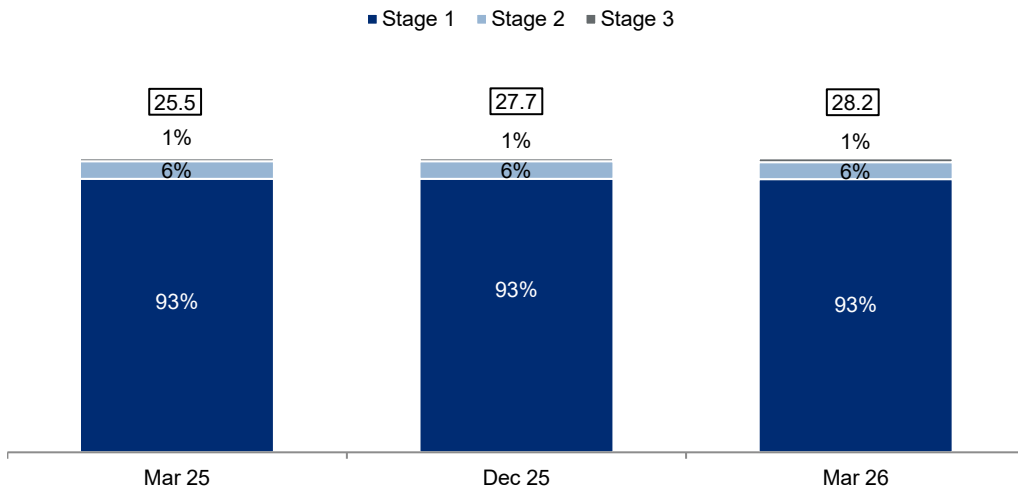
Operating Expenses (KDM)



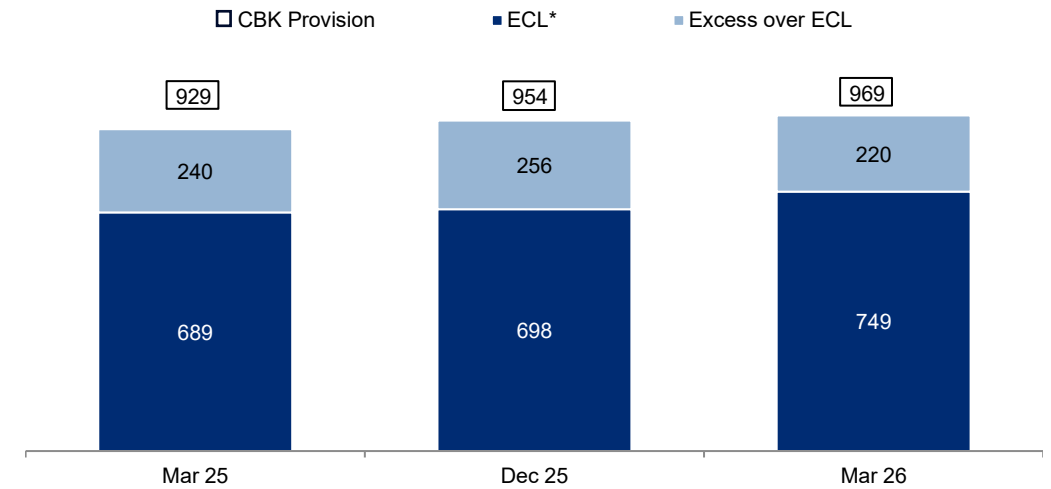
Provisions and Impairments (KDM)



IFRS 9 Total Gross Loans composition (KDbn)



CBK Credit Provisions vs IFRS 9 ECL (KDM)

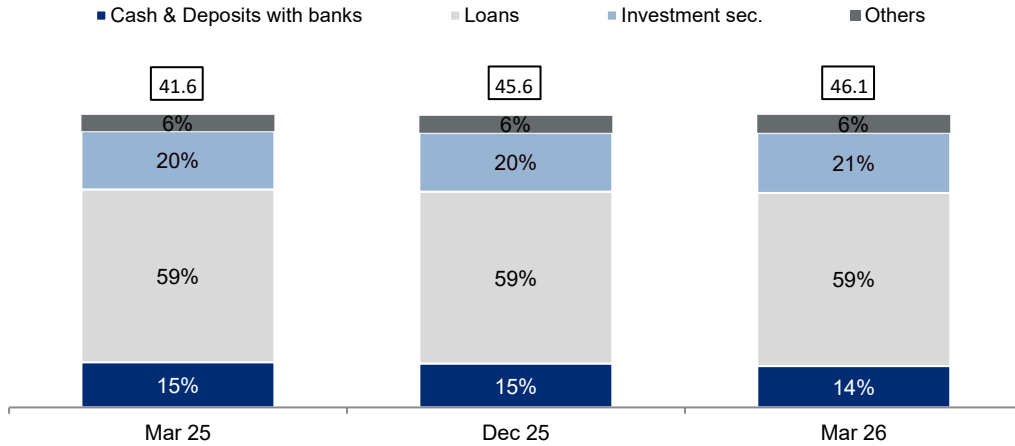


*ECLs as per CBK guidelines

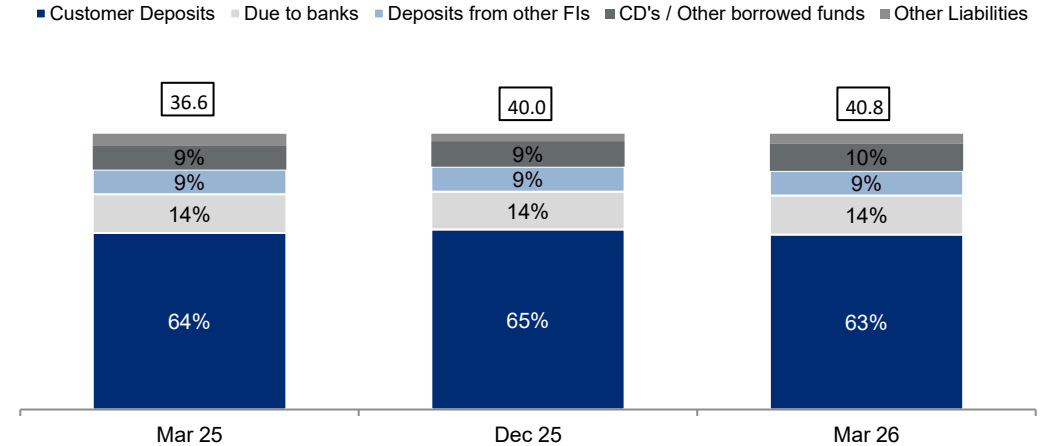


Operating Performance 1Q 2026

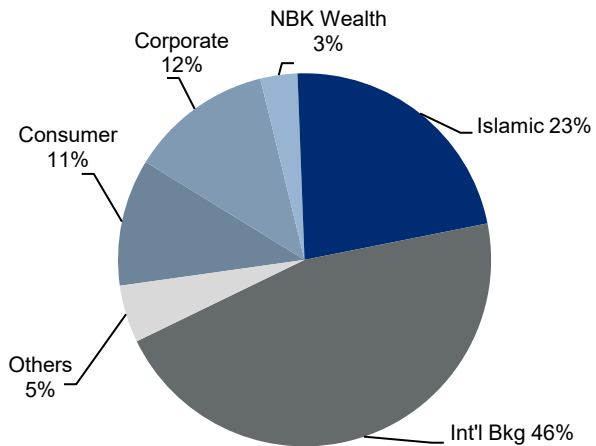
Total Assets (KDbn)



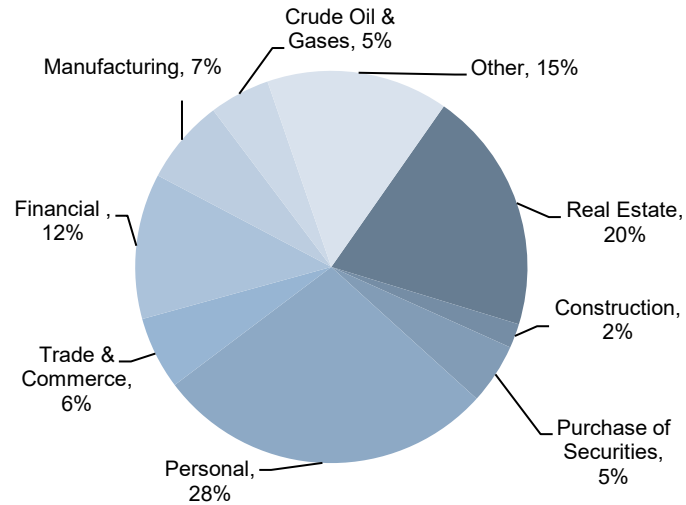
Total Liabilities (KDbn)



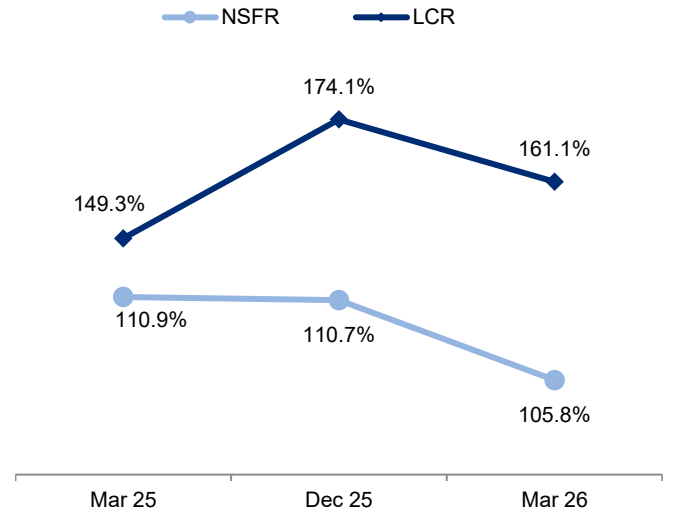
1Q 26 Total Assets by Business Line (%)



Loan Exposure by Sector (%) (Mar 2026)



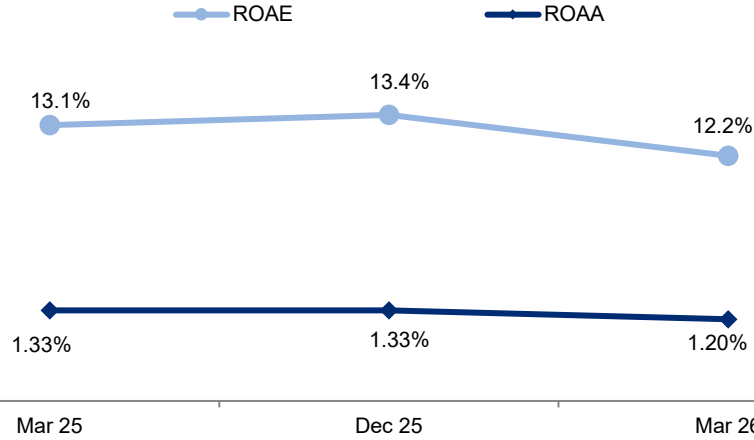
LCR & NSFR Ratios



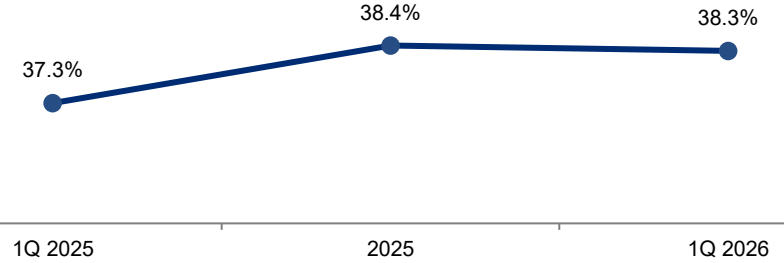


Performance and Asset Quality Ratios 1Q 2026

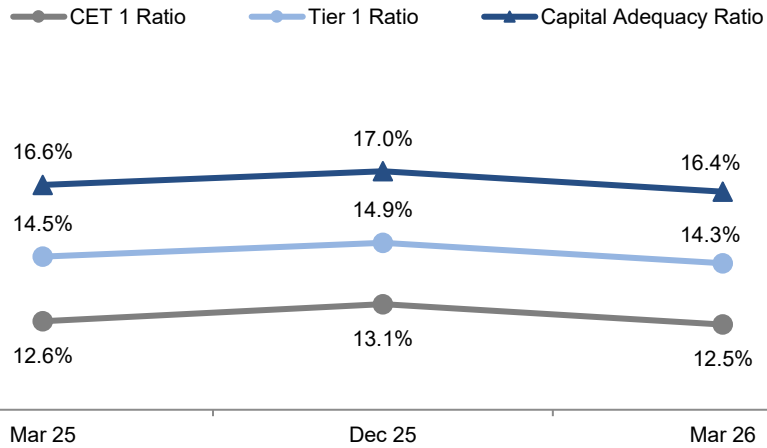
Return on Average Equity & Return on Average Assets



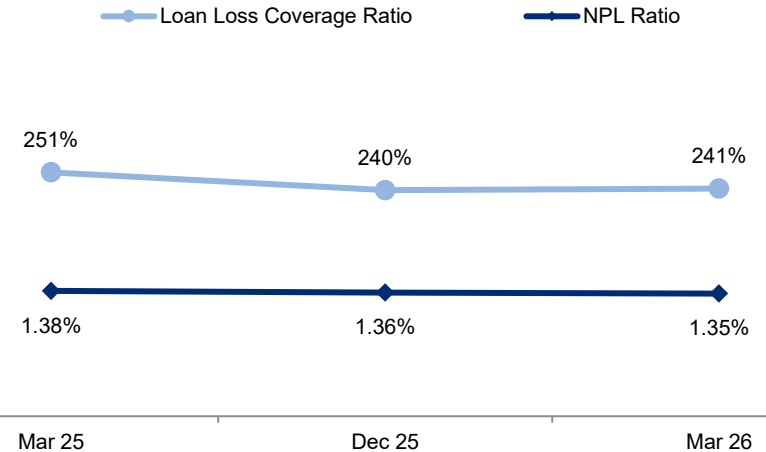
Cost to Income Ratio



Capital Adequacy Ratios



Asset Quality Ratios





2026 Guidance

	2025	1Q 2026	2026 Guidance v/s 2025
Loan Growth (ytd)	+13.1%	+1.7%	Mid to High Single Digit
NIM	2.41%	2.28%	Contracting
Cost to Income Ratio	38.4%	38.3%	c.40%
Cost of Risk	15bps	18bps	c.40bps↑
Earnings (yoy)	-4.1%	+1.0%	
Capital Adequacy	17.0%	16.4%	

Contents



Section 1

Vice Chairman and Group CEO Opening Remarks

Section 2

Financial Performance

Section 3

Appendix

Section 4

Questions



Consolidated Statement Of Income *(KDm)*

<i>KDm</i>	1Q 2025	1Q 2026	YoY Growth (%)
Interest Income	437	459	5%
Interest Expense	252	265	5%
Net Interest Income	185	194	5%
Murabaha and other Islamic financing income	118	123	4%
Finance cost and Distribution to depositors	67	69	3%
Net Income from Islamic financing	51	54	6%
Net interest income and net income from Islamic financing	237	248	5%
Net fees and commissions	55	58	6%
Net investment income	8	10	26%
Net gains from dealing in foreign currencies	11	14	25%
Other operating income (loss)	(0)	1	#
Non-interest income	74	83	12%
Net Operating Income	311	331	7%
Staff expenses	62	68	10%
Other administrative expenses	41	45	9%
Depreciation of premises and equipment	12	13	10%
Amortisation of intangible assets	0	0	0%
Operating Expenses	116	127	10%
Op. profit before provision for credit losses and impairment losses	195	204	5%
Provision charge for credit losses and impairment losses	22	27	24%
Operating profit before taxation and directors' remuneration	173	178	2%
Taxation	28	31	9%
Non-controlling interests	11	11	1%
Profit attributable to shareholders of the Bank	134	135	1%



Consolidated Statement Of Financial Position (KDm)

KDm	March-2025	March-2026	YoY Growth %
Cash and short term funds	4,685	4,456	(5%)
Central Bank of Kuwait bonds	334	14	(96%)
Kuwait Government treasury bonds	150	966	#
Deposits with banks	1,767	2,078	18%
Loans, advances and Islamic financing to customers	24,607	27,285	11%
Investment securities	8,276	9,481	15%
Land, premises and equipment	524	544	4%
Goodwill and other intangible assets	510	507	(1%)
Other assets	794	771	(3%)
Total Assets	41,647	46,101	11%
Due to banks	5,209	5,759	11%
Deposits from other financial institutions	3,440	3,607	5%
Customer deposits	23,508	25,867	10%
Commercial papers and certificates of deposit issued	1,741	2,451	41%
Other borrowed funds	1,459	1,621	11%
Other liabilities	1,223	1,453	19%
Total Liabilities	36,580	40,757	11%
Share capital	833	874	5%
Proposed bonus shares	42	44	5%
Statutory reserve	416	437	5%
Share premium account	803	803	0%
Retained Earnings	2,104	2,293	9%
Other reserves	(169)	(181)	7%
Equity attributable to shareholders of the bank	4,029	4,270	6%
Perpetual Tier 1 Capital Securities	439	455	4%
Non-controlling interests	599	619	3%
Total equity	5,067	5,344	5%
Total liabilities and equity	41,647	46,101	11%



Performance Measures 1Q 2026

	March-2025	March-2026
Return on Average Assets	1.33%	1.20%
Return on Average Equity	13.1%	12.2%
Net Interest Margin	2.45%	2.28%
Cost to Income	37.3%	38.3%
NPLs to Gross Loans	1.38%	1.35%
Loan Loss Reserves to NPLs	251%	241%
CET 1 Ratio	12.6%	12.5%
Tier 1 Ratio	14.5%	14.3%
Total Capital Adequacy Ratio	16.6%	16.4%

Contents



Section 1

Vice Chairman and Group CEO Opening Remarks

Section 2

Financial Performance

Section 3

Appendix

Section 4

Questions



Questions?



Thank You

Contact

Contact Investor Relations

E: Investor-Relations@nbk.com

National Bank of Kuwait (NBK)
PO Box 95, 13001 Safat Kuwait
Al Shuhada Street, Block 7, Sharq
State of Kuwait

Useful information

Download copies of NBK's:

- [Financial statements](#)
- [Earnings release](#)
- [Annual report](#)



National Bank of Kuwait

Investor Presentation

1Q 2026 Earnings Call